

## 【股票/ETF 交易- myStocks】

\*myStocks 提供美國與香港股票/ETF 線上下單與查詢服務

\*myStocks provides online order placement and inquiry services for US and Hong Kong stocks/ETF

### 1. 網路銀行 至 股票/ETF 交易 – Online Banking to myStocks

功能列

→ " New " 股票/ETF  
交易

The screenshot shows the Standard Chartered Online Banking dashboard. The left sidebar contains a menu with the following items: 個人首頁, 帳戶綜覽, 轉帳, 繳稅費, 信用卡, 全球帳戶連結, **"New" 股票/ETF 交易** (highlighted with a red box), 外匯交易, 投資適合度分析, 基金投資, 保險, 有價證券明細, 貸款, 優先理財, and 服務申請. The main content area displays financial summaries including Total Assets (TWD 25,112,297), Total Liabilities (TWD 0), and Total Savings (TWD 16,572,689). It also features a 'Credit Card' section and an 'Investments' section showing a Total Investment Market Value of TWD 8,539,608. A 'myWealth Advisor' widget on the right shows a '6-非常積極型' (6-Very Aggressive) investment profile.

Functions

→ " New " myStocks

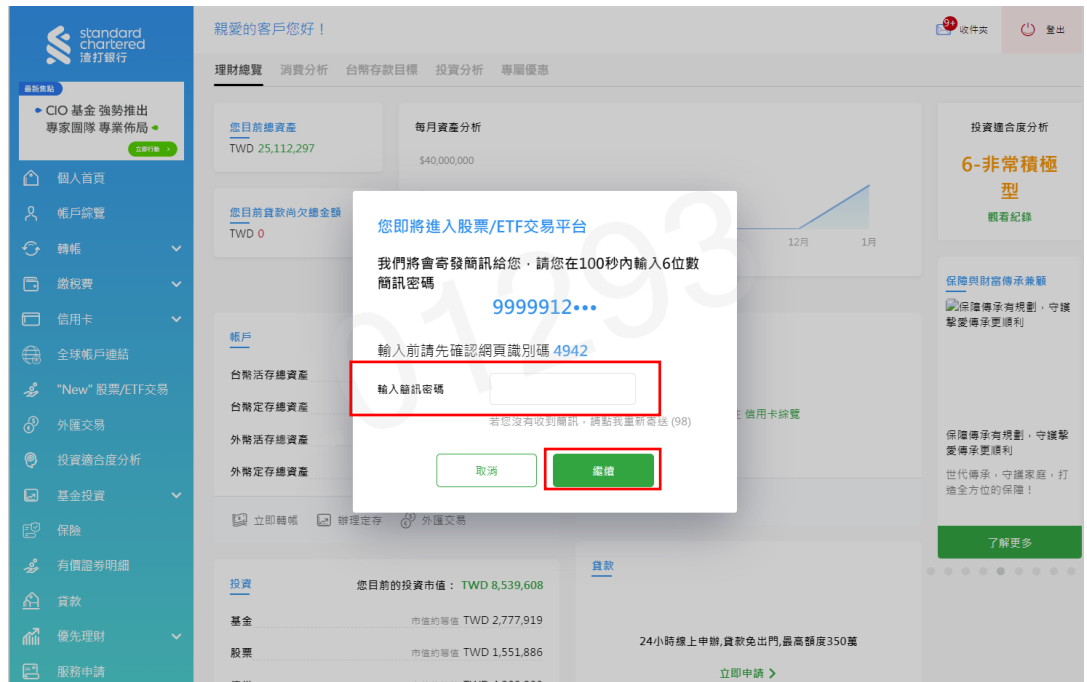
This screenshot shows the Standard Chartered Online Banking dashboard with a different menu configuration. The left sidebar includes: Home, Account Overview, Transfer, Payment, Credit Card, Global Account Link, **"New" myStocks**, **Foreign exchange** (highlighted with a red box), CIP, Fund Investment, Insurance, Securities, Loan, Priority Banking, and Services. The main content area displays 'Total Assets' (TWD 25,112,297), 'Assets Trend' chart, 'Total Liabilities' (TWD 0), and 'Savings' summary (Total Savings: TWD 16,572,689). It also features a 'Credit Card' section and an 'Investments' section (Total Investment Market Value: TWD 8,539,608). A 'CIP' widget on the right shows a '6-Very Aggressive' profile. A system maintenance notice for 2/18 is also visible.

## 1. 網路銀行 至 股票/ETF 交易 – Online Banking to myStocks

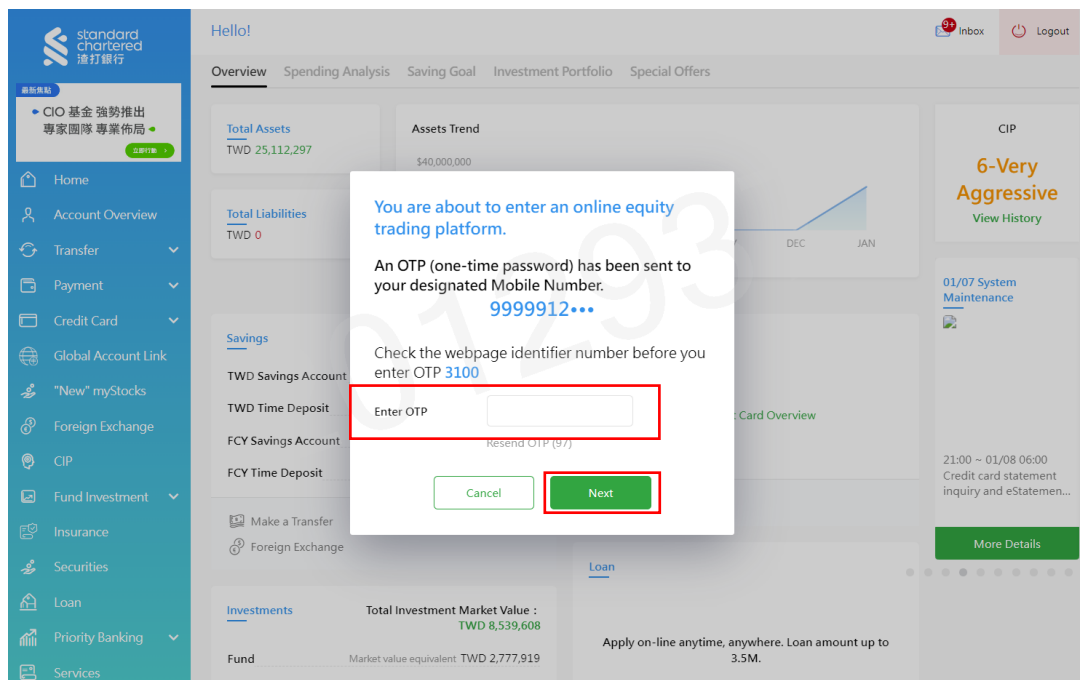
## 輸入簡訊密碼

此 OTP 為一次性交易  
驗證，進入股票/ETF  
交易後便可直接進行  
交易指示

→繼續

Enter OTP(one-time  
password)

This OTP is a one-time  
password for order  
placement  
authentication.  
After this  
authentication, you can  
place order  
directly after entering  
myStocks.  
→Next



## 2. 交易所協議- Market Data Agreement

於首次登入時，請閱讀並同意交易所協議

此交易所協議為一次性同意，只有在首次進入股票/ETF 交易時須同意，爾後便可直接進入股票/ETF 交易

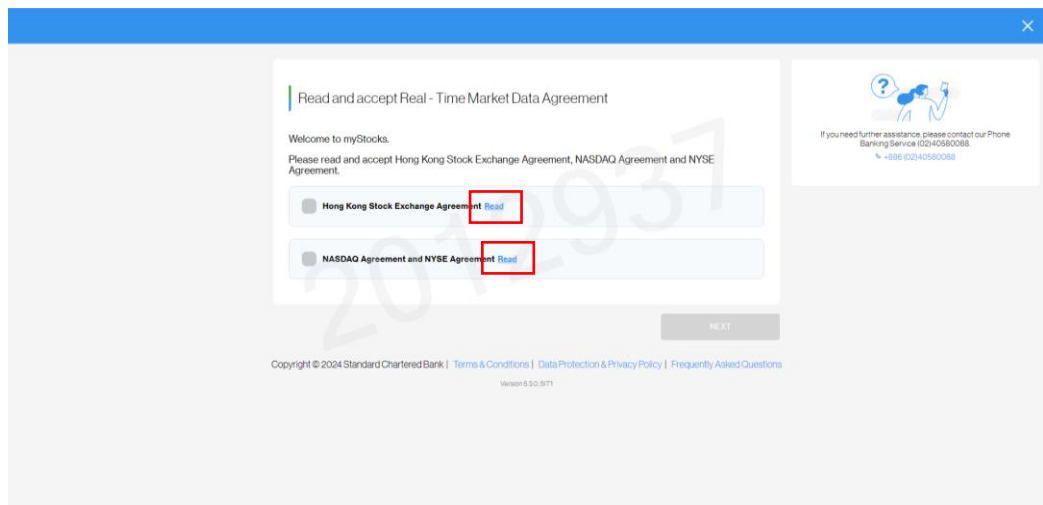
- 香港交易所協
- 納斯達克協議及紐約證券交易所協議



When you access myStocks for the first time, please read and agree Market Data Agreement.

This agreement is a one-time consent, only need to agree when first accessing myStocks. Then you can access myStocks directly henceforth.

- Hong Kong Stock Exchange Agreement
- NASDAQ Agreement and NYSE Agreement



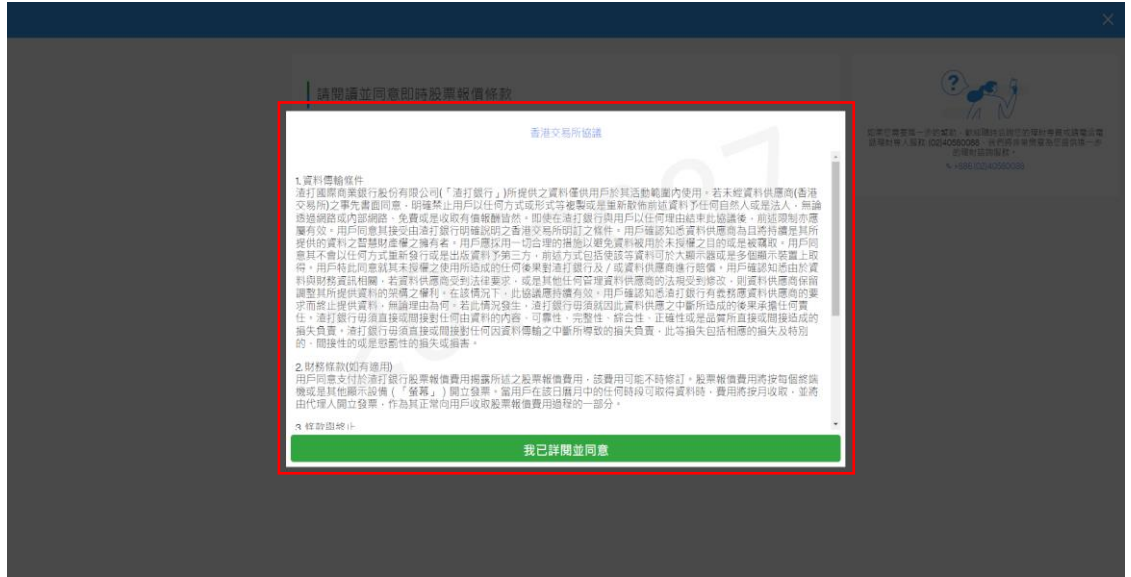
## 2. 交易所協議- Market Data Agreement

請閱讀並同意

步驟 1.

點選「查閱」並開啟香港交易所協議並閱讀。

→我已詳閱並同意

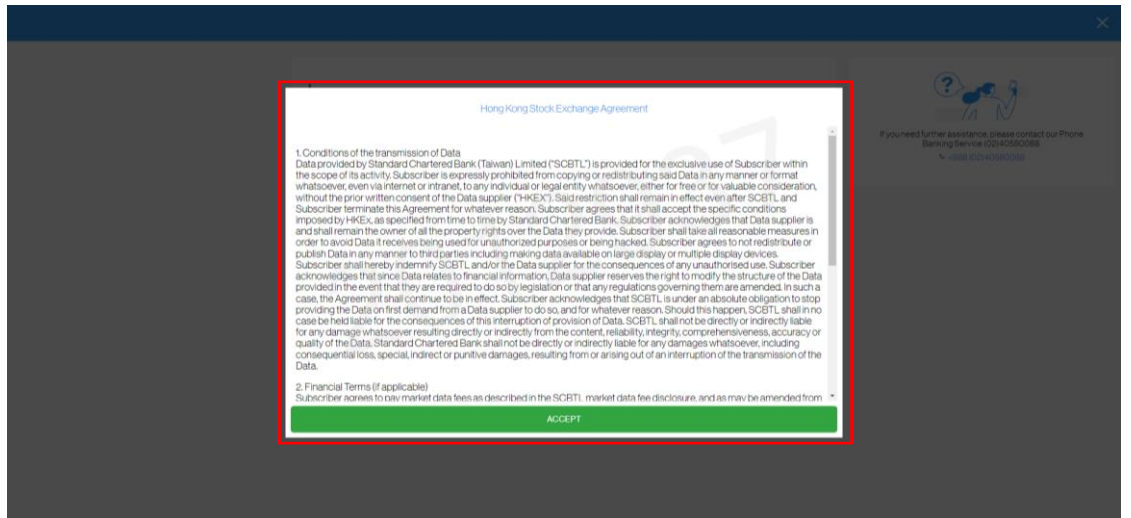


Please read and agree

Step1.

Click 「View」 and open Hong Kong Exchange agreement and read it

→I read in detail and accept



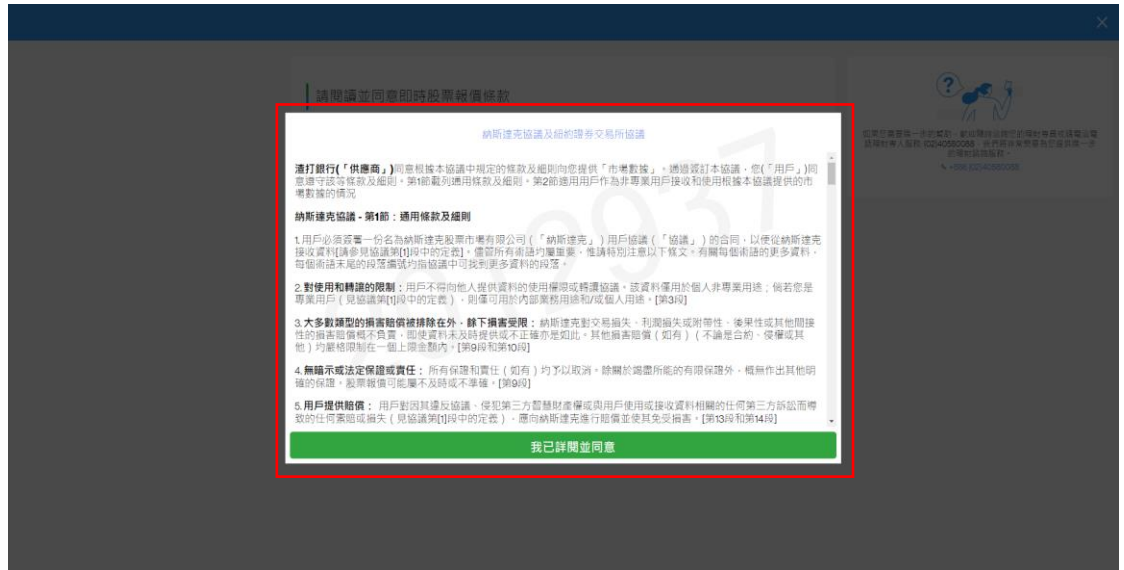
## 2. 交易所協議- Market Data Agreement

請閱讀並同意

步驟 2.

點選「查閱」並開啟  
納斯達克協議及紐約  
證券交易所協議並閱  
讀。

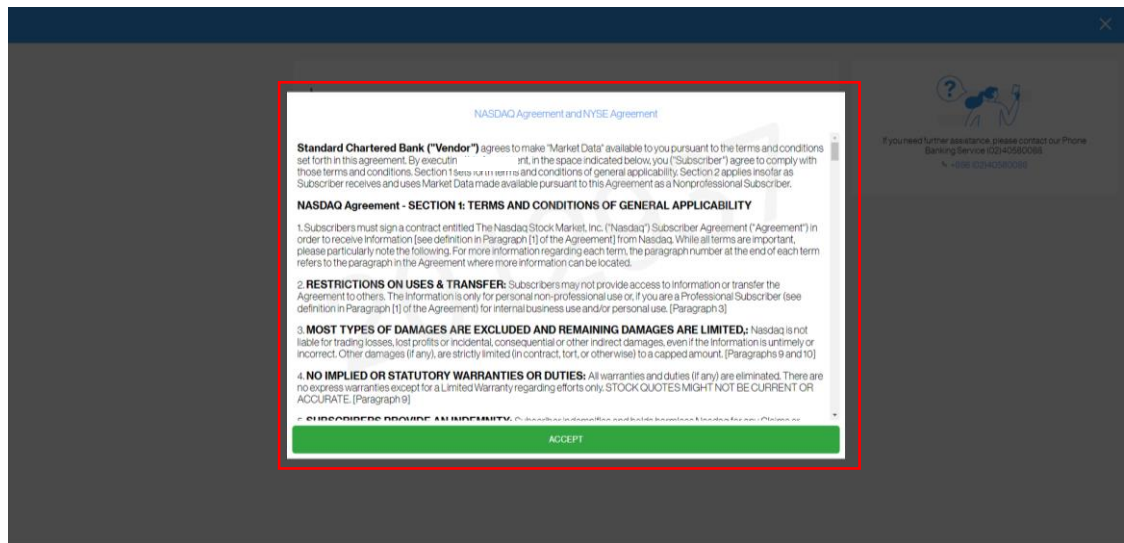
→我已詳閱並同意



Please read and agree

Step2.

Click 「View」 and  
open NASDAQ  
Agreement and NYSE  
Agreement to read it.  
→I read in detail and  
accept.



## 2. 交易所協議- Market Data Agreement

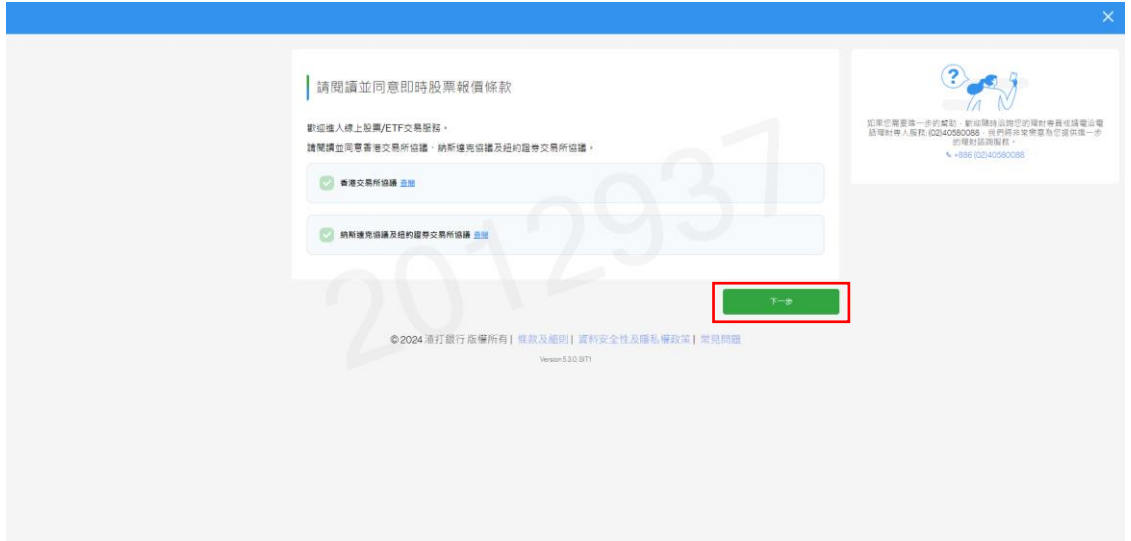
請閱讀並同意

步驟 3.

完成閱讀並同意

後，點選下一步進入「股票/ETF 交易」開始使用。

→ 下一步



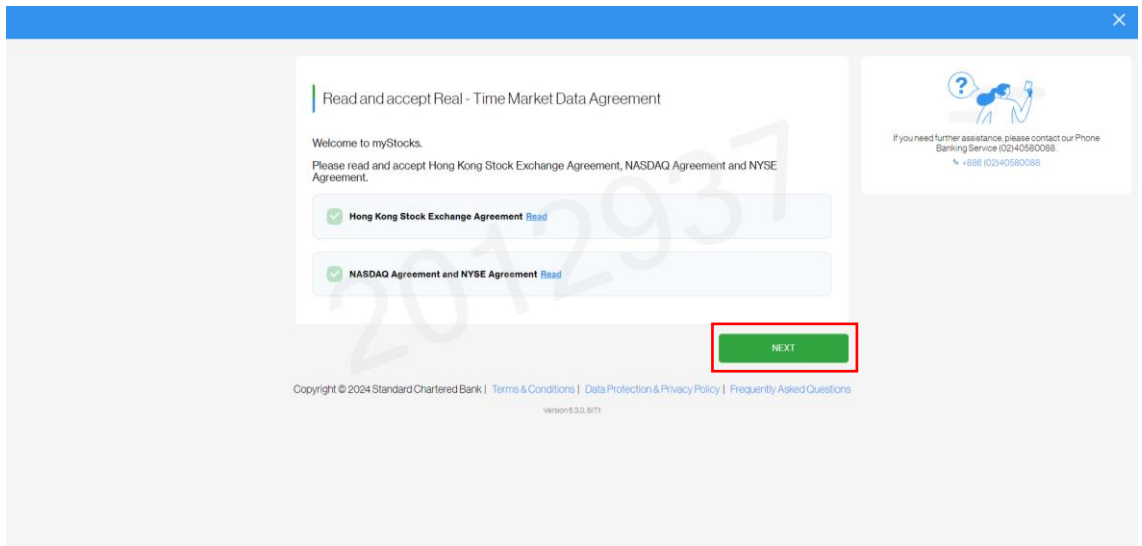
Please read and agree

Step3.

After complete reading and agreeing

it, click Next step to enter "myStocks" then start to use it.

→ Next



### 3. 我的投資組合 My Holdings

顯示所持有的股票。

**我的投資組合**

全部 美股 港股

總市值: **TWD 1,739,420**

未實現溢利 (含票): **TWD -2,656,067 / -54.58%**

未實現溢利 (不含票): **TWD -2,941,825 / -62.84%**

股票/ETF交易帳戶: 個人戶

股票	幣別	股數	市價	投資金額	未實現溢利 (含票)	未實現溢利 (不含票)
0000US (01960028) AMC 城市控股 (11.0%) 非通...	美元	63,2500	120	7590.00	3,493.60	\$74.51
4 HK (02030000) 中國海外發展有限公司	港幣	69,3000	0	0.00	0.00	0.00
2888 HK (02000046) 渣打集團	港幣	72,2800	0	0.00	0.00	0.00
6073 HK (02030027) 豐華控股	人民幣	2,5800	17,000	43,860.00	680,000.00	0.00
AALUS (02030039) 華航	美元	170,4300	0	0.00	0.00	0.00
AMDLUS (02030036) 亞美利加	美元	98,0700	0	0.00	0.00	0.00
COOOLUS (02030097) 中國石油	美元	563,6300	0	0.00	0.00	0.00
CTBBLUS (02070000) 聯邦銀行 (8.5% 2028)	美元	13,2800	320	2321.60	4,837.70	7,716.76
DCHNUS (02070000) 中國銀行 (8.5% 2028)	美元	14,0500	140	1967.00	1,806.00	0.00
EPHEHK (01960166) 東方匯理中國	人民幣	12,0400	0	0.00	0.00	0.00

1. 參考價格與前日收盤價。 2. 總市值及持倉列表上方的未實現溢利與虧損皆以港幣計算。 3. 投資金額為原值淨投資金額。

Display my holding for US and HK market.

**My Holdings**

All United States Hong Kong

總市值: **TWD 164,891,884**

未實現溢利 (含股息): **TWD 109,280,937 / 196.51%**

未實現溢利 (不含股息): **TWD 109,280,937 / 196.51%**

Stocks	幣別	股數	市價	投資金額	未實現溢利 (含股息)	未實現溢利 (不含股息)
44 HK (02030002) What'sHolding Ltd	HKD	19,300	8,000	96,500.00	46,500.00	0.00
5 HK (02030008) HSBC Hong Kong PLC	HKD	60,850	699	42,628.50	4,598.00	0.00
24 HK (02030802) ALIBABA HEALTH INFORMATION	HKD	4,580	24,000	109,920.00	107,760.00	0.00
260 HK (02030002) Camp Dresser & McKee Inc	HKD	8,060	6,000	48,360.00	48,850.00	0.00
330 HK (02030004) Sinochem Group Ltd	HKD	0,330	5,000	1,650.00	40,000.00	0.00
388 HK (02030006) Hong Kong Exchanges and Clearing Ltd	HKD	290,200	9,500	14,945,000.00	5,714,400.00	0.00
2888 HK (02030006) Standard Chartered PLC	HKD	72,280	870	4,982.80	40,968.00	0.00
9988 HK (02030988) ALIBABA GROUP HOLDING LTD	HKD	84,500	10,000	1,098,500.00	622,840.00	0.00
AALUS (02030039) AAL Inc	USD	170,4300	18,899	3,196,670.37	803,546.00	0.00
ABTUS (02030077) Abbott Laboratories	USD	95,5300	10	955.30	89,000.00	0.00

1. Market Price is last-day closing price. 2. Total Market Value and Unrealized P/L (displayed above the table of holdings) are expressed as NTD equivalence. 3. Investment Amount is the original trust amount.

### 3. 我的投資組合- My Holdings

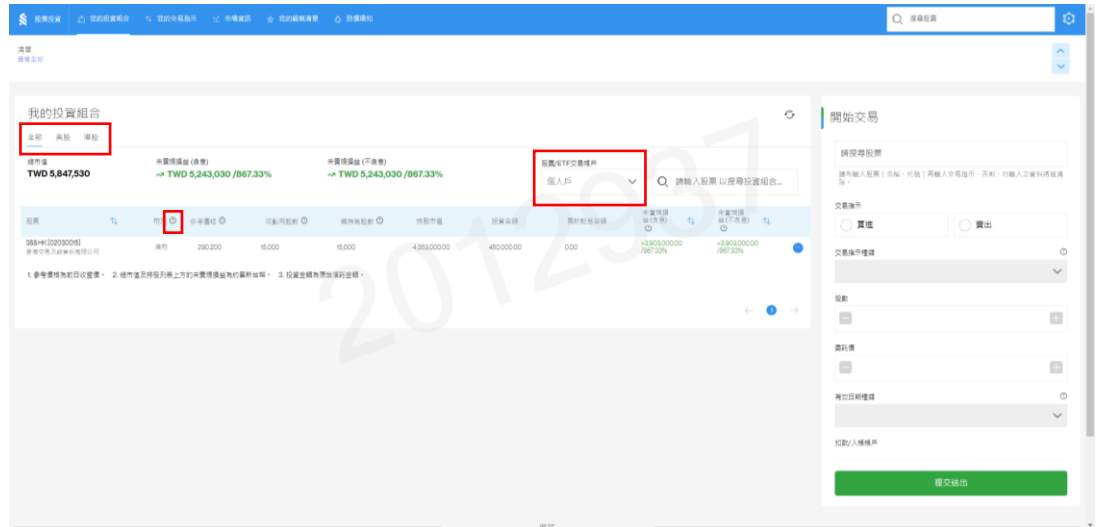
全部、美股、港股：  
依標籤類別統計持股總  
市值、未實現損益 (含  
息 / 不含息)

#### 股票/ETF 交易帳戶

若客戶於渣打擁有聯名  
戶，可下拉切換帳戶查  
詢持有股票。



#### 說明詞彙



All, United States, Hong  
Kong :

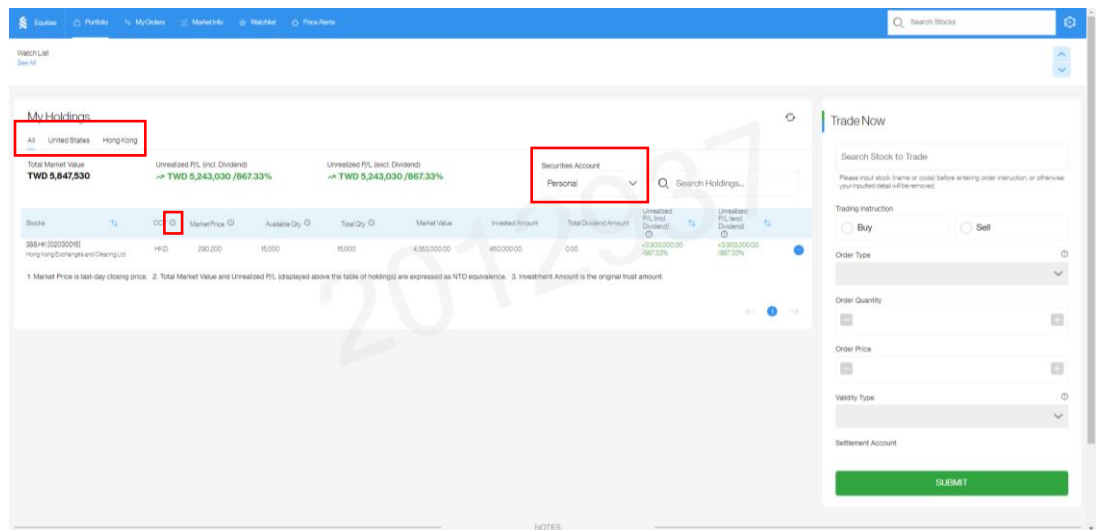
Accumulate the value  
for- Total Market Value,  
Unrealized P/L (incl.  
Dividend), Unrealized P/L  
(excl. Dividend)

#### Securities Account

If the client both had  
personal and joint  
account in SCB, he/she  
can click drop down to  
switch account and  
check the holding .



#### Explanatory vocabulary



#### 4. 下交易指示-買進 Placing buy order

##### 步驟 1.

輸入欲買進相關資料  
(股票、交易指示、  
交易指示種類、股  
數、委託價、有效日  
期種類、扣款/入帳  
帳戶)

交易指示種類:

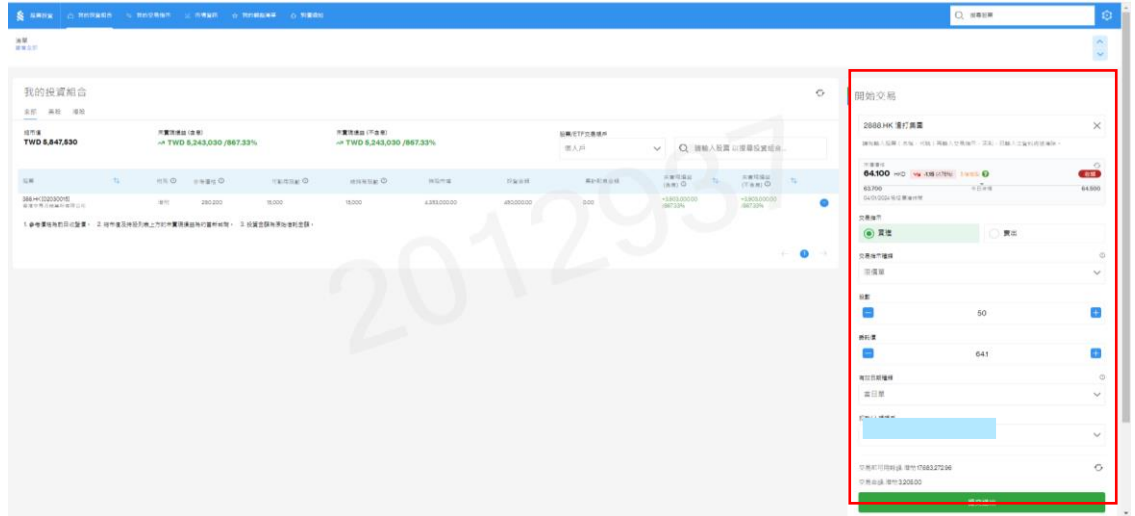
- 限價單

可選擇「當日單」或  
「有效期限指示單」

- 市價單

僅可選擇「當日單」

→提交送出



##### Step 1.

Enter order  
instruction  
(stock, trading  
instruction, order  
types, order quantity,  
order price, validity  
type, settlement  
account)

order type:

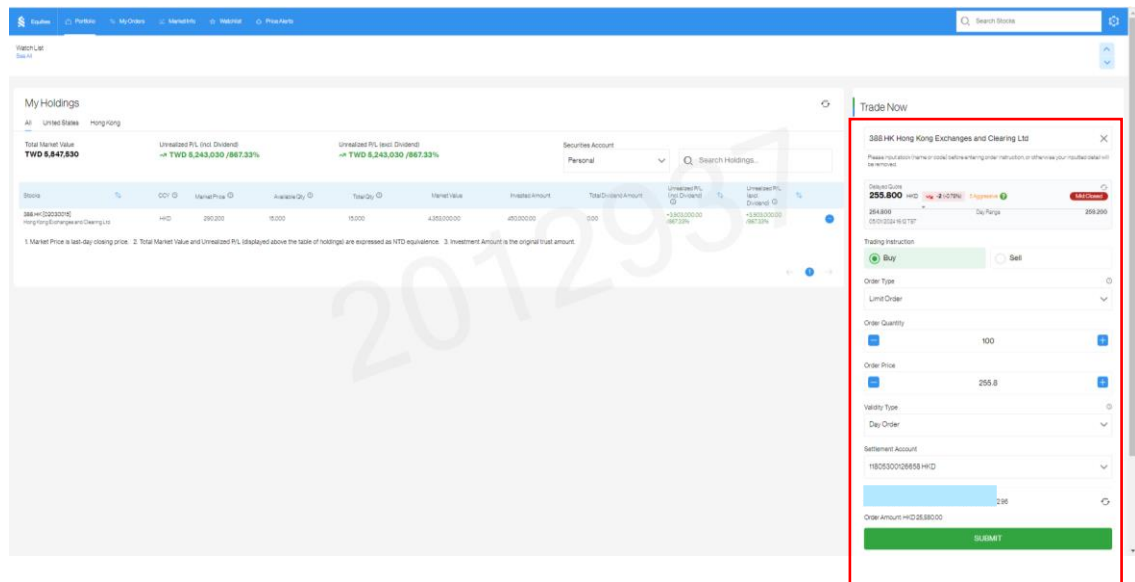
- Limit order

You can choose "Day  
Order" or "Good Til  
Date"

- Market order

Only can choose " Day  
Order "

→Submit



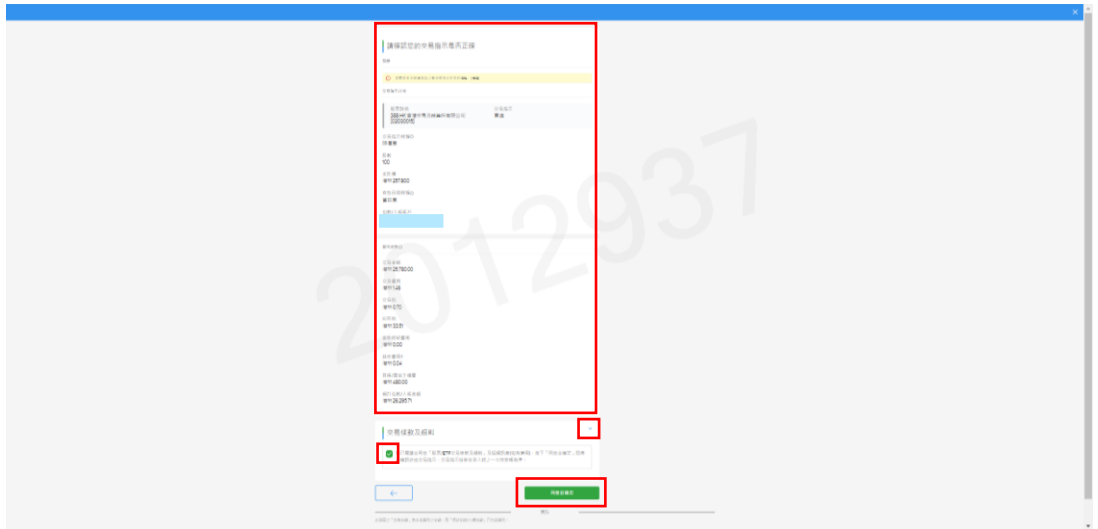
#### 4. 下交易指示-買進 Placing buy order

##### 步驟 2.

確認買進資料無誤，  
並閱讀交易條款及細  
則後同意

(費用總覽金額欄位為  
試算預估金額。僅供  
參考，實際金額依最  
終成交結果為準。)

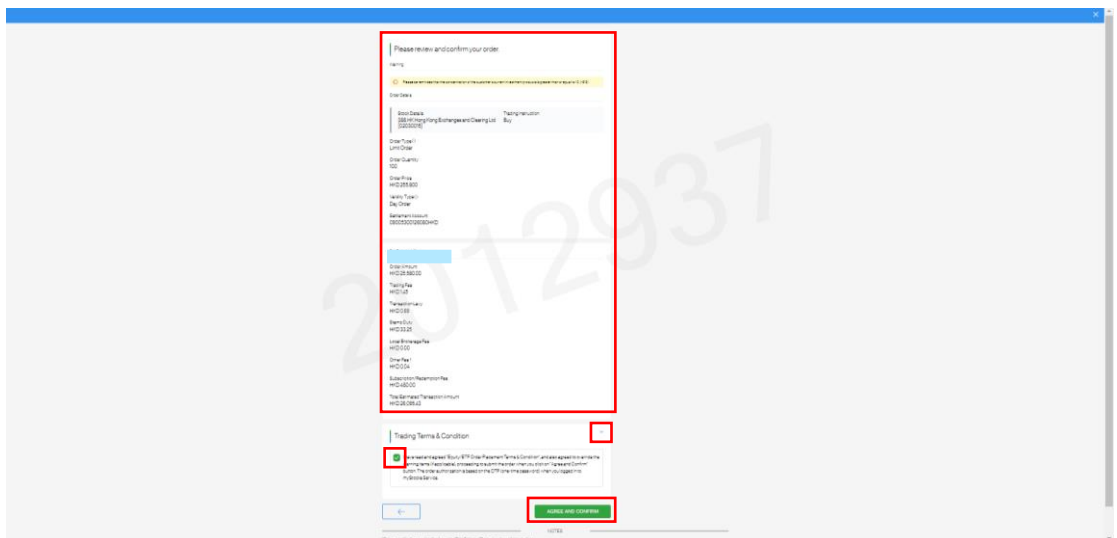
→同意並確定



##### Step 2.

Review order  
instruction detail and  
read Trading Terms &  
Condition then agree it  
  
(All amount and fee are  
estimated amount for  
reference only. The  
actual amount will be  
confirmed when  
settlement)

→AGREE AND  
CONFIRM



## 4. 下交易指示-買進 Placing buy order

## 步驟 3.

交易指示下單完成

→返回首頁

返回至我的投資組合

→指示狀態

至指示狀態確認



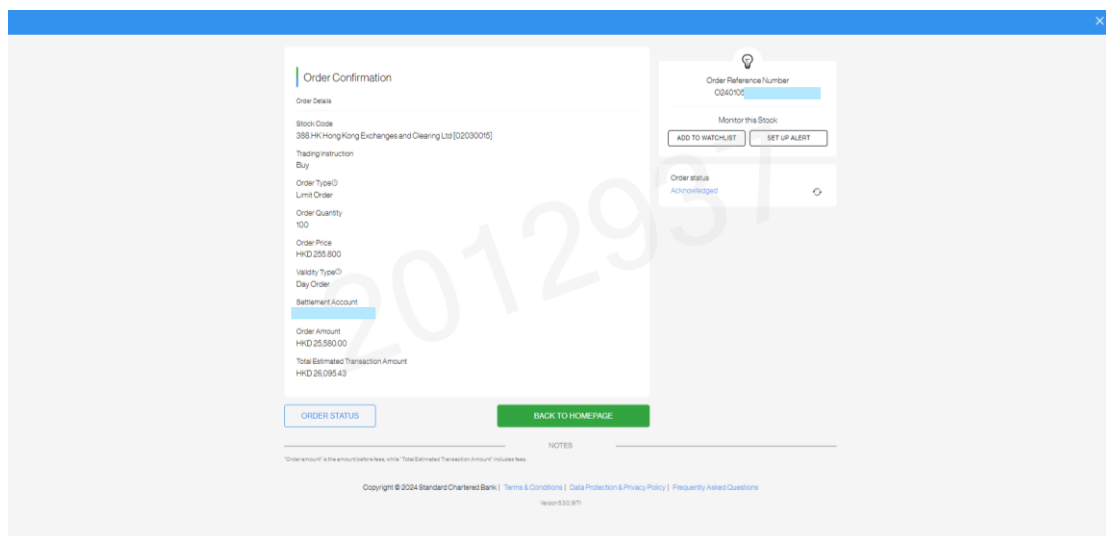
## Step 3.

Order confirmation

→BACK TO  
HOMEPAGE

Return to my holding

→ORDER STATUS

Go to my orders/order  
status

#### 4. 下交易指示-賣出 Placing sell order

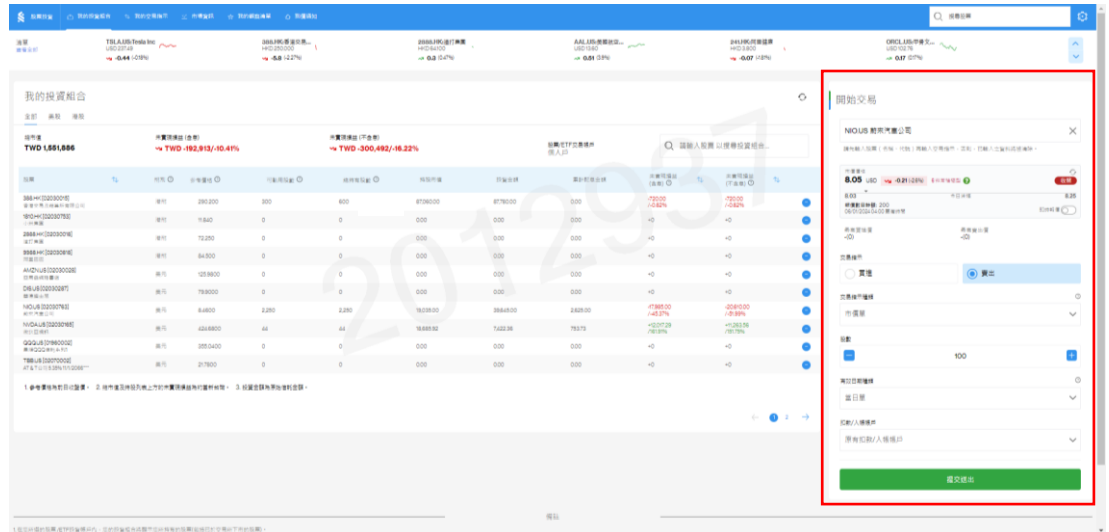
步驟 1.

輸入欲賣出相關資料  
(股票、交易指示、交易指示種類、股數、委託價、有效日期種類、扣款/入帳帳戶)

系統自動抓取原買進之扣款帳戶，若需修改可使用下拉式選單選擇其他入帳帳戶

→提交送出

透過股票/ETF 交易平台賣出者，將依先進先出法 (FIFO) 優先送出最早申購之單位數(股數)之買回指示。



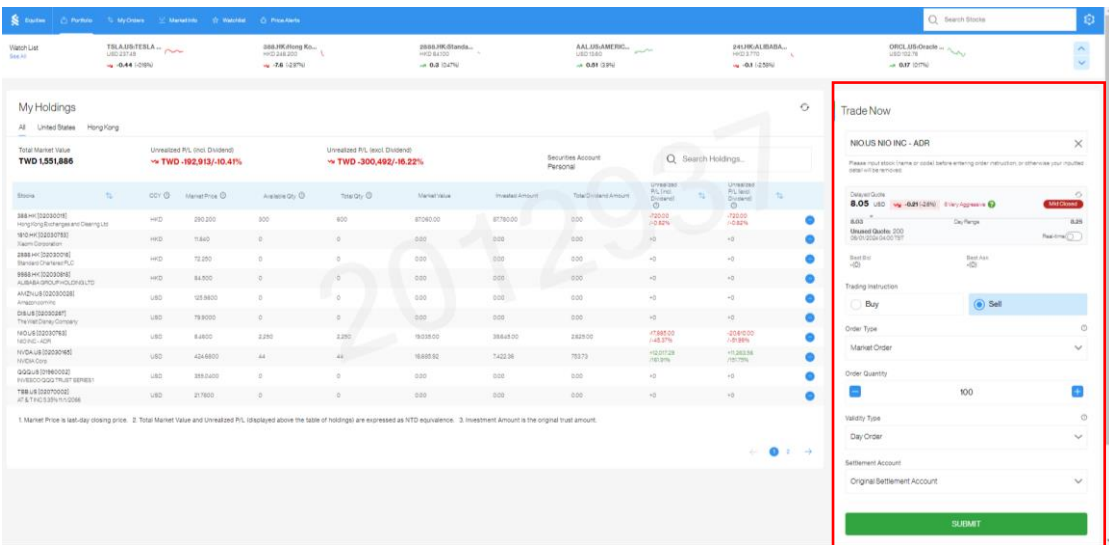
Step 1.

Enter order instruction (stock, trading instruction, order types, order quantity, order price, validity type, settlement account)

The system automatically captures the original purchase settlement account, you can click drop down menu to choose another settlement account on your other pull-down credit account according to your request.

→Submit

If the sell order via myStocks, the submission of redemption order(s) based on the “first in, first out” method for the earliest subscribed units(shares).



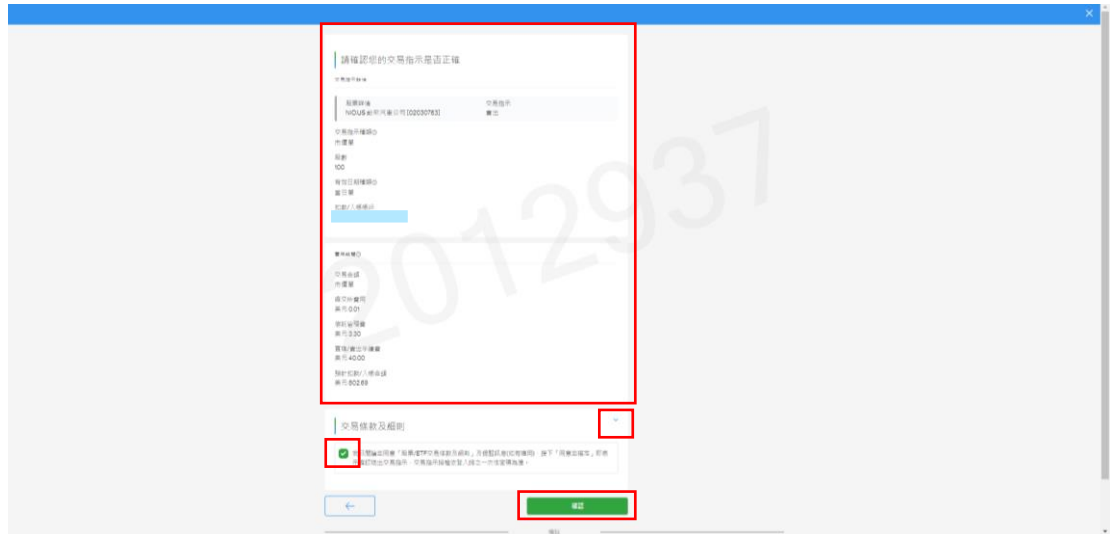
#### 4. 下交易指示-賣出 Placing sell order

##### 步驟 2.

確認賣出資料無誤，  
並閱讀交易條款及細  
則後同意

(費用總覽金額欄位為  
試算預估金額。僅供  
參考，實際金額依最  
終成交結果為準。)

→同意並確定

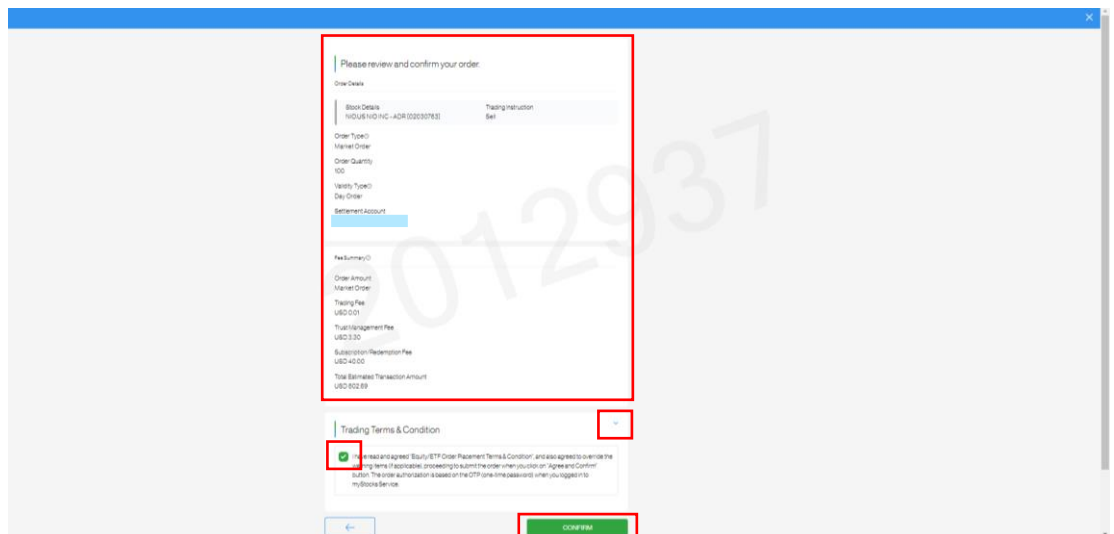


##### Step 2.

Review order  
instruction detail and  
read Trading Terms &  
Condition then agree it

(All amount and fee are  
estimated amount for  
reference only. The  
actual amount will be  
confirmed when  
settlement)

→AGREE AND  
CONFIRM



## 4. 下交易指示-賣出 Placing sell order

## 步驟 3.

交易指示下單完成

→返回首頁

返回至我的投資組合

→指示狀態

至指示狀態確認



## Step 3.

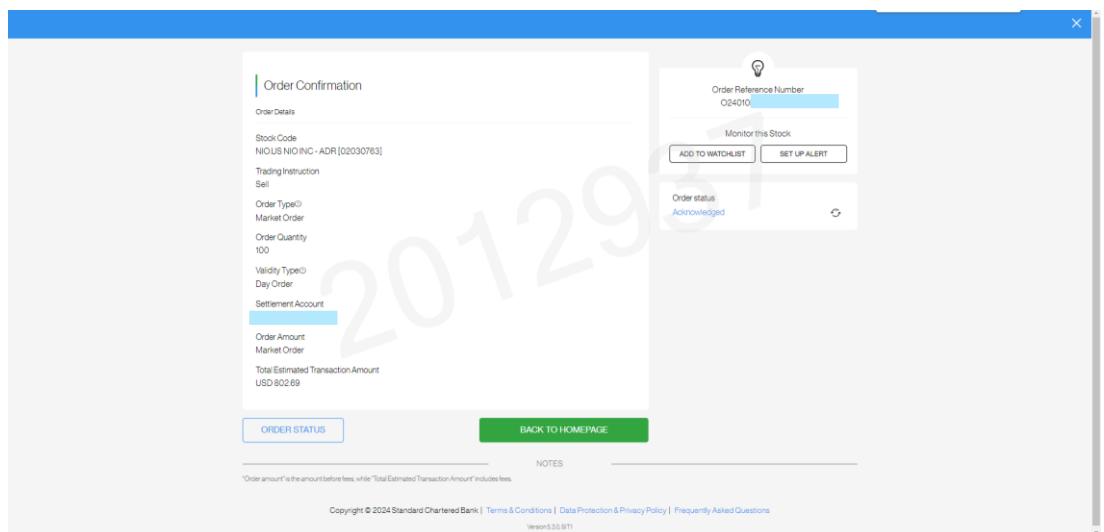
Order confirmation

→BACK TO HOMEPAGE

Return to my holding

→ORDER STATUS

Go to my orders/order status



## 5. 取消交易指示 - Cancel order

## 步驟 1.

至我的交易指示/指示  
狀態

點擊 X 進行取消。

- 若狀態為委託已成立/已部分成交則可以取消
- 若狀態為已全部成交 / 指示逾期 / 已取消 則無法取消

→點選 X



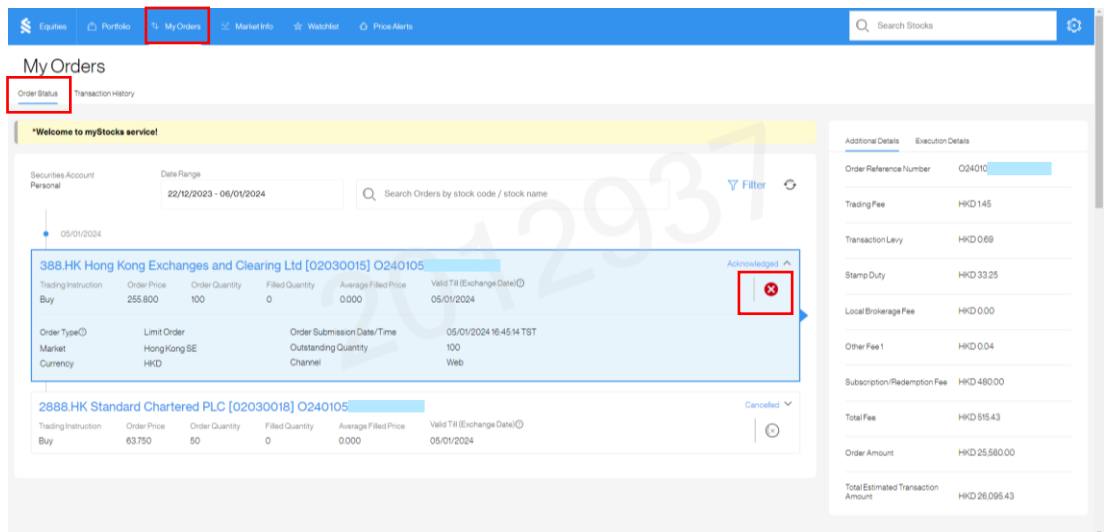
## Step 1.

Go to My orders/order  
status

Click X to cancel

- If order status were acknowledge/ partially filled, it can be canceled.
- If order status were filled/expired / cancelled, it can't be canceled

→Click X



## 5. 取消交易指示 - Cancel order

## 步驟 2.

確認欲取消的交易指示詳情，並確認取消。

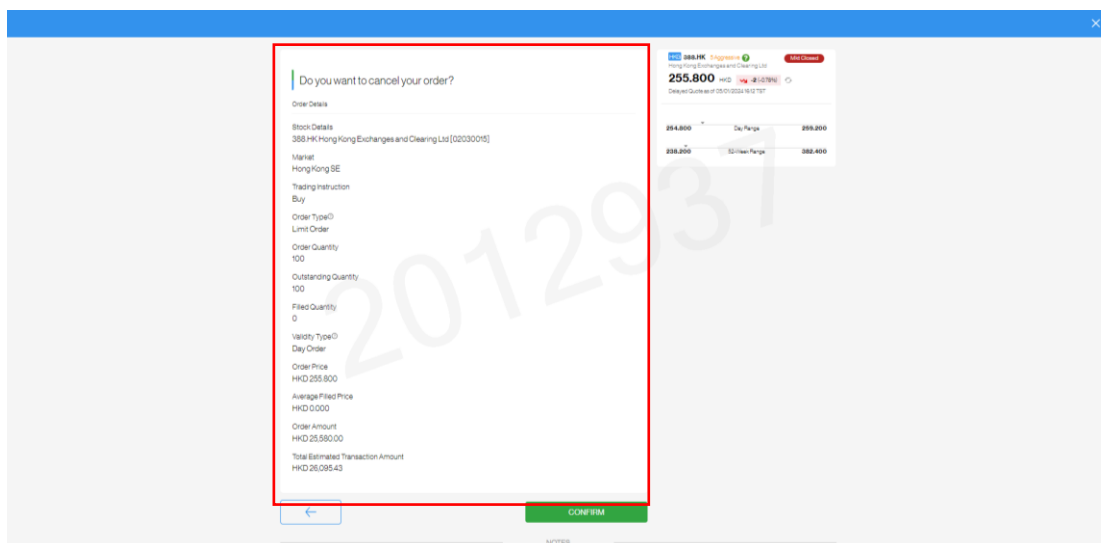
→ 確認



## Step 2.

Confirm the order instructions detail you want to cancel, then confirm cancellation

→CONFIRM



## 5. 取消交易指示 - Cancel order

## 步驟 3.

已申請取消的交易指示詳情。

→返回首頁

返回至我的投資組合

→指示狀態

至指示狀態確認



## Step 3.

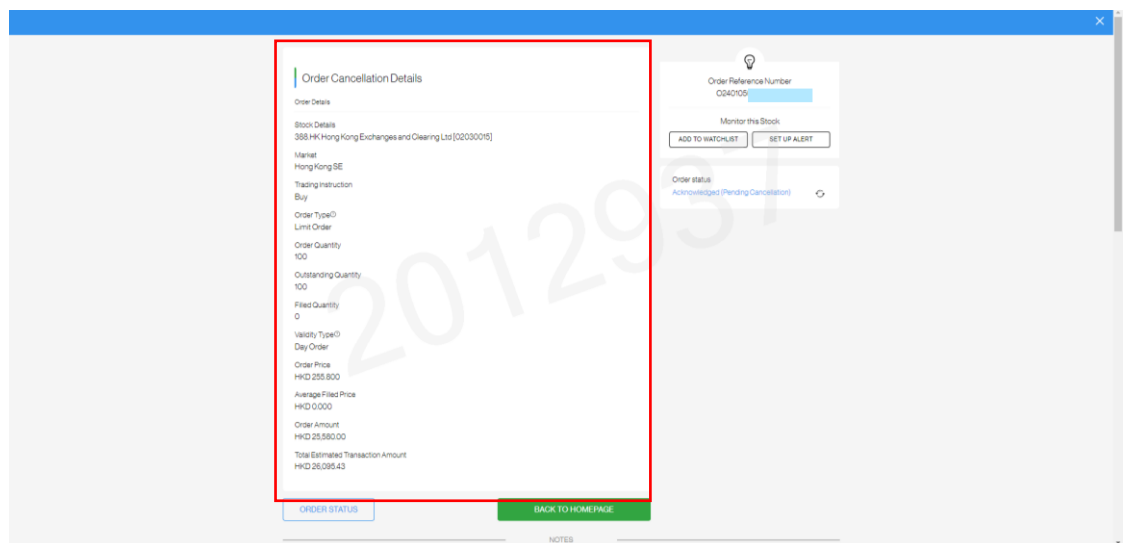
Order instruction has been canceled .

→BACK TO  
HOMEPAGE


Return to my portfolio

→ORDER STATUS


Confirm to indicated  
status

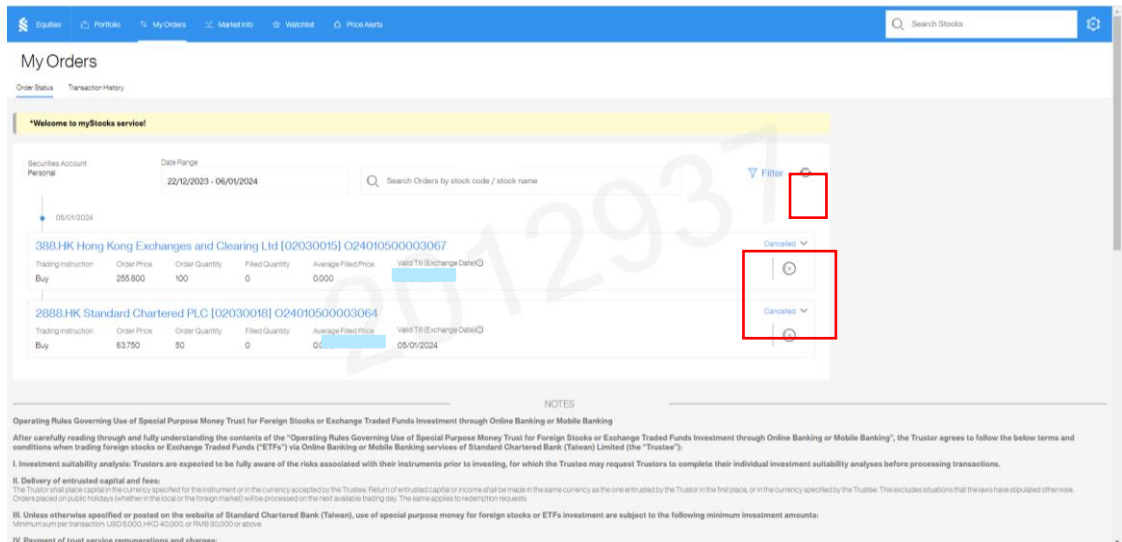


## 5. 取消交易指示 - Cancel order

申請取消指示後，可於「指示狀態」確認該指示交易最新狀態。亦可點選  重新整理最新指示狀態。



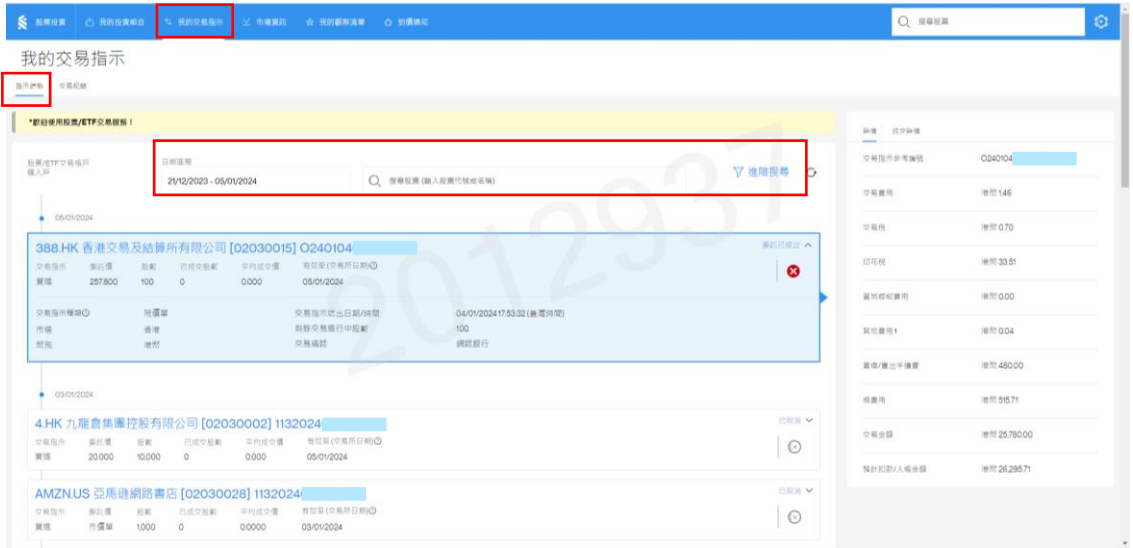
After applying for order cancellation, you can check the latest status in "My orders/order status". You can also click  to renew latest order status.



## 6. 我的交易指示/指示狀態 - My orders/order status

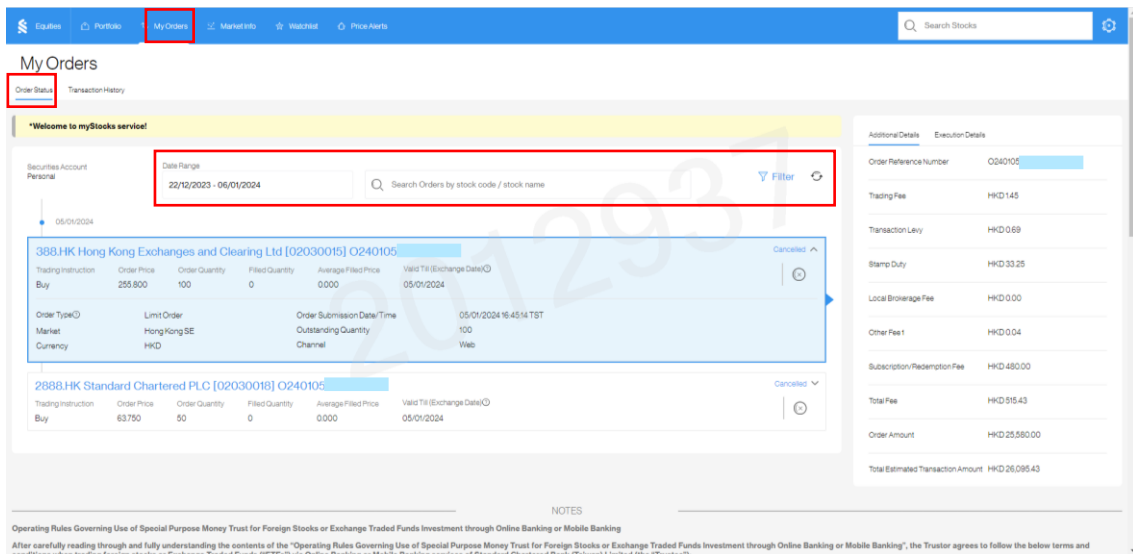
### 查詢條件

可依據日期區間、股票、交易所、交易通路、指示狀態進行篩選查詢



### Query conditions

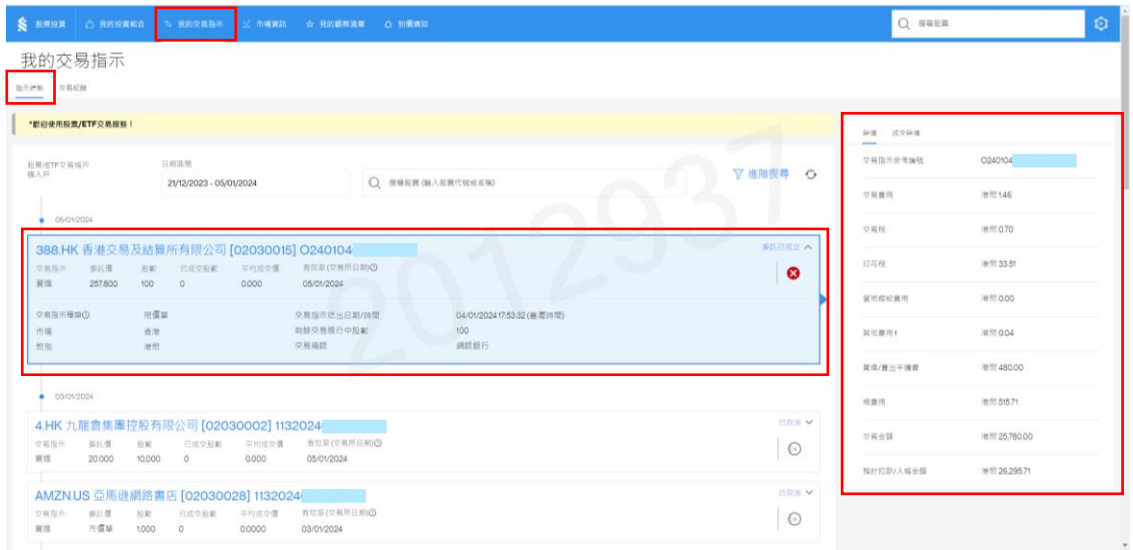
Can filter and query based on order date range, stock, exchange, channel, order status.



## 6. 我的交易指示/指示狀態 - My orders/order status

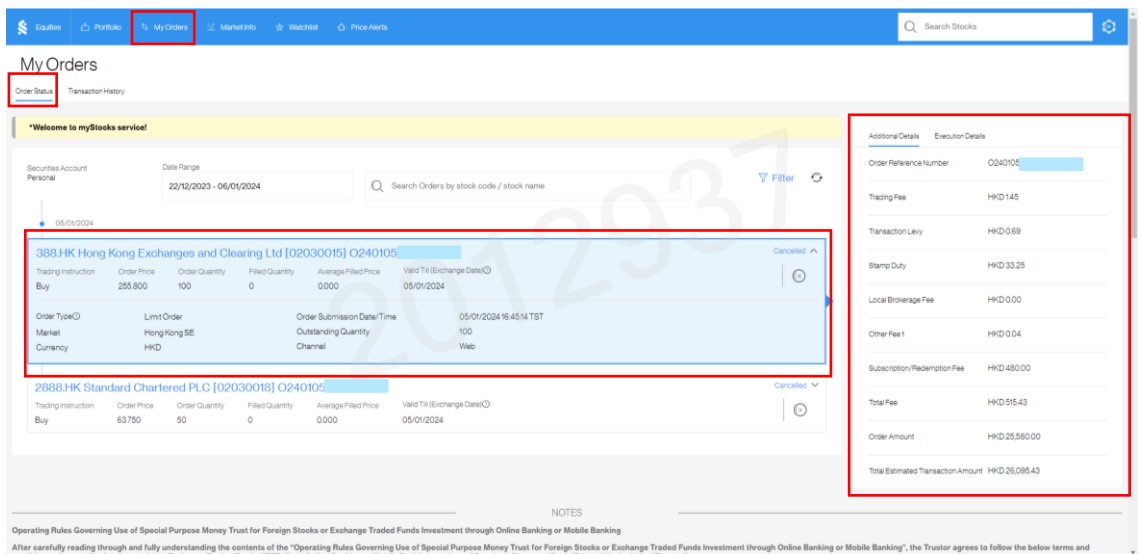
### 交易指示資訊

點擊交易指示並展開，可查看更多詳細資訊。並於右側顯示詳情(交易指示參考編號、金額、手續費...等)及成交詳情(交易指示送出日期、交易狀態、申請書編號、成交股數、交易中股數)



### Order instruction detail

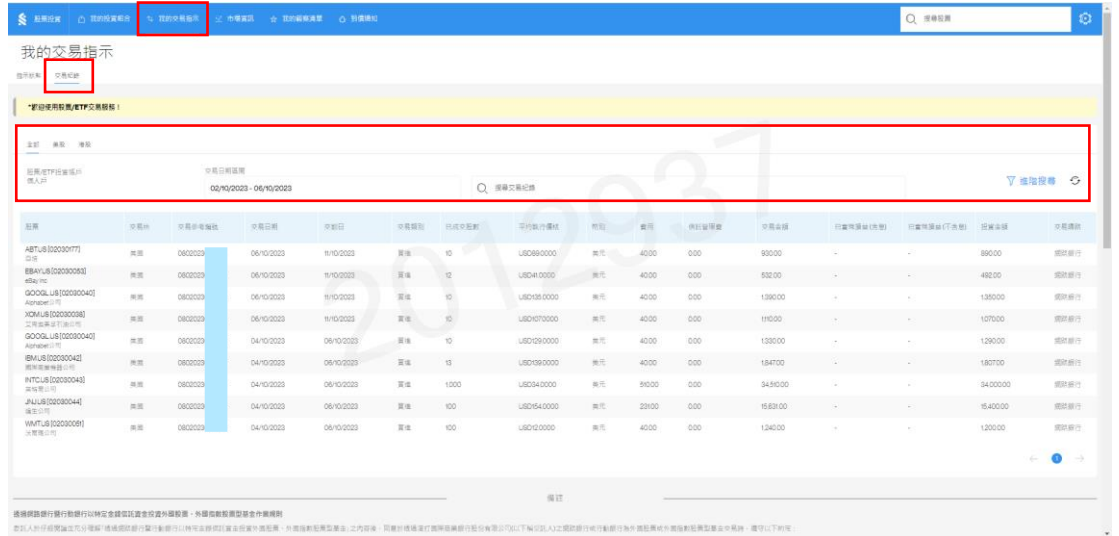
Click on the order to view more details. Showing additional details on the right side (Order Reference number、order amount、fee, and so on) and execution details (trade date, order status, application number, executed quantity, outstanding quantity)



### 7. 我的交易指示/交易紀錄- My orders/Transaction history

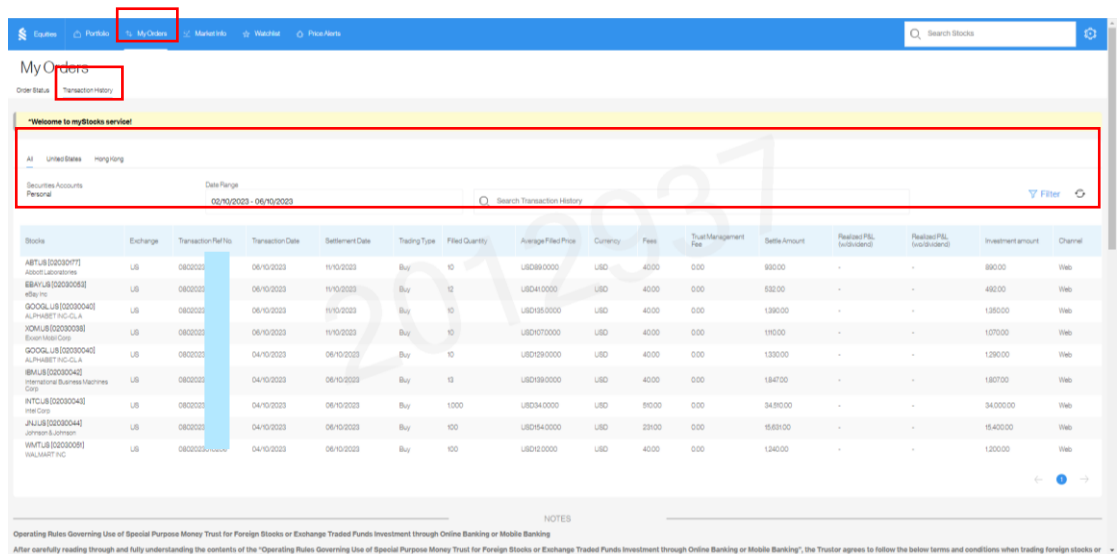
#### 查詢條件

可依據市場分類(全部/美股/港股)交易日期區間、股票代號或名稱、交易類別、交易通路進行篩選查詢。



#### Query conditions

Can filter and query based on exchange ,stock, trading type, channel.



## 7. 我的交易指示/交易紀錄- My orders/Transaction history

### 費用

為客戶手續費與其他  
費用加總

### 交易金額

買進：已成交股數 \* 平均執行價格 + 費用

賣出：已成交股數 \* 平均執行價格 - 費用 - 信託管理費

股票	交易所	交易單編號	交易日期	交割日期	交易類別	成交股數	平均執行價格	幣別	費用	信託管理費	交易金額	買賣手續費 (T)	買賣手續費 (F)	買賣手續費	交易價格
ABT.US [0200077]	美國	0802023	06/10/2023	11/10/2023	買進	10	USD88.0000	美元	4000	0.00	880.00	-	-	880.00	國際銀行
EBAY.US [0200068]	美國	0802023	06/10/2023	11/10/2023	買進	10	USD41.0000	美元	4000	0.00	410.00	-	-	410.00	國際銀行
GOOGL.US [0200042]	美國	0802023	06/10/2023	11/10/2023	買進	10	USD136.0000	美元	4000	0.00	1360.00	-	-	1360.00	國際銀行
XOM.US [0200038]	美國	0802023	06/10/2023	11/10/2023	買進	10	USD107.0000	美元	4000	0.00	1070.00	-	-	1070.00	國際銀行
GOOGL.US [0200042]	美國	0802023	04/10/2023	06/10/2023	買進	10	USD120.0000	美元	4000	0.00	1200.00	-	-	1200.00	國際銀行
EBAY.US [0200068]	美國	0802023	04/10/2023	06/10/2023	買進	10	USD41.0000	美元	4000	0.00	410.00	-	-	410.00	國際銀行
INTC.US [0200043]	美國	0802023	04/10/2023	06/10/2023	買進	1000	USD18.7000	美元	8000	0.00	18700.00	-	-	18700.00	國際銀行
JALU.US [0200044]	美國	0802023	04/10/2023	06/10/2023	買進	100	USD154.0000	美元	2900	0.00	15400.00	-	-	15400.00	國際銀行
WMT.US [0200051]	美國	0802023	04/10/2023	06/10/2023	買進	100	USD12.0000	美元	4000	0.00	1200.00	-	-	1200.00	國際銀行

### Fees

Accumulate buy/sell  
fee and other fee.

### Settle Amount

Buy : filled quantity \*  
average filled price +  
fee

Sell : filled quantity \*  
average filled price -  
fee - trust management  
fee

Stocks	Exchange	Transaction Ref No.	Transaction Date	Settlement Date	Trading Type	Filled Quantity	Average Filled Price	Currency	Fee	Trust Management Fee	Settle Amount	Realized P/L (excl. dividend)	Realized P/L (incl. dividend)	Investment amount	Channel
ABT.US [0200077]	US	0802023	06/10/2023	11/10/2023	Buy	10	USD88.0000	USD	4000	0.00	880.00	-	-	880.00	Web
EBAY.US [0200068]	US	0802023	06/10/2023	11/10/2023	Buy	10	USD41.0000	USD	4000	0.00	410.00	-	-	410.00	Web
GOOGL.US [0200042]	US	0802023	06/10/2023	11/10/2023	Buy	10	USD136.0000	USD	4000	0.00	1360.00	-	-	1360.00	Web
XOM.US [0200038]	US	0802023	06/10/2023	11/10/2023	Buy	10	USD107.0000	USD	4000	0.00	1070.00	-	-	1070.00	Web
GOOGL.US [0200042]	US	0802023	04/10/2023	06/10/2023	Buy	10	USD120.0000	USD	4000	0.00	1200.00	-	-	1200.00	Web
EBAY.US [0200068]	US	0802023	04/10/2023	06/10/2023	Buy	10	USD41.0000	USD	4000	0.00	410.00	-	-	410.00	Web
INTC.US [0200043]	US	0802023	04/10/2023	06/10/2023	Buy	1000	USD18.7000	USD	8000	0.00	18700.00	-	-	18700.00	Web
JALU.US [0200044]	US	0802023	04/10/2023	06/10/2023	Buy	100	USD154.0000	USD	2900	0.00	15400.00	-	-	15400.00	Web
WMT.US [0200051]	US	0802023	04/10/2023	06/10/2023	Buy	100	USD12.0000	USD	4000	0.00	1200.00	-	-	1200.00	Web

## 7. 我的交易指示/交易紀錄- My orders/Transaction history

已實現損益(含息)  
 已實現損益(不含息)  
 僅有賣出會顯示

投資金額  
 為已成交股數乘以原  
 買進成交價

股票	交易所	交易單編號	交易日期	交割日期	交易類別	已成交股數	平均執行價格	幣別	費用	淨計金額	交易金額	已實現損益(含息)	已實現損益(不含息)	投資金額	交易請洽
ABT.US [02030077] 亞培	美國	0802023	08/10/2023	8/10/2023	買進	10	USD89.0000	美元	4000	0.00	890.00	-	-	890.00	國際銀行
BBAY.US [02030058] 輝瑞	美國	0802023	08/10/2023	8/10/2023	買進	12	USD41.0000	美元	4000	0.00	532.00	-	-	492.00	國際銀行
GOOGL.US [02030040] Google	美國	0802023	08/10/2023	8/10/2023	買進	10	USD185.0000	美元	4000	0.00	1,850.00	-	-	1,850.00	國際銀行
XOM.US [02030038] 埃克森美孚	美國	0802023	08/10/2023	8/10/2023	買進	10	USD107.0000	美元	4000	0.00	1,070.00	-	-	1,070.00	國際銀行
GOOGL.US [02030040] Google	美國	0802023	04/10/2023	06/10/2023	買進	10	USD129.0000	美元	4000	0.00	1,290.00	-	-	1,290.00	國際銀行
IBM.US [02030042] IBM	美國	0802023	04/10/2023	06/10/2023	買進	13	USD139.0000	美元	4000	0.00	1,807.00	-	-	1,807.00	國際銀行
INTC.US [02030043] Intel	美國	0802023	04/10/2023	06/10/2023	買進	1,000	USD34.0000	美元	8000	0.00	34,800.00	-	-	34,000.00	國際銀行
JNJ.US [02030044] 強生	美國	0802023	04/10/2023	06/10/2023	買進	100	USD154.0000	美元	23000	0.00	15,630.00	-	-	15,400.00	國際銀行
WMT.US [02030051] 沃爾瑪	美國	0802023	04/10/2023	06/10/2023	買進	100	USD12.0000	美元	4000	0.00	1,240.00	-	-	1,200.00	國際銀行

Realized P&L (with dividend)  
 Realized P&L (without dividend)  
 Only display for sell transaction.

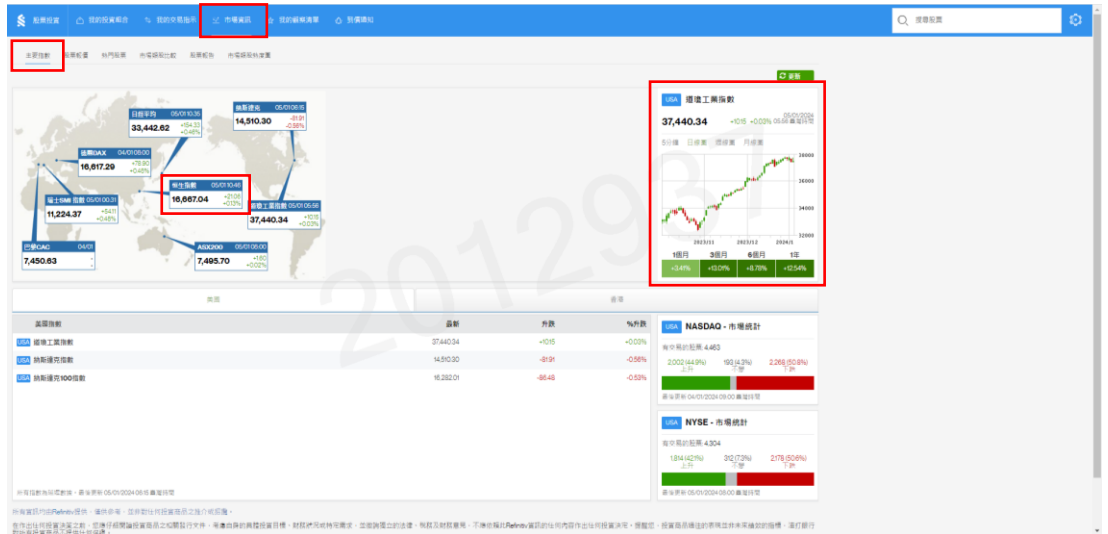
Investment amount  
 filled quantity\* original  
 buy executed price

Stocks	Exchange	Transaction Ref No	Transaction Date	Settlement Date	Trading Type	Filled Quantity	Average Filled Price	Currency	Fees	Trust Management Fee	Settle Amount	Realized P/L (with dividend)	Realized P/L (without dividend)	Investment amount	Channel
ABT.US [02030077] Abbott Laboratories	US	0802023	08/10/2023	8/10/2023	Buy	10	USD89.0000	USD	4000	0.00	890.00	-	-	890.00	Web
BBAY.US [02030058] Bristol-Myers Squibb	US	0802023	08/10/2023	8/10/2023	Buy	12	USD41.0000	USD	4000	0.00	532.00	-	-	492.00	Web
GOOGL.US [02030040] Alphabet Inc. Class A	US	0802023	08/10/2023	8/10/2023	Buy	10	USD185.0000	USD	4000	0.00	1,850.00	-	-	1,850.00	Web
XOM.US [02030038] Exxon Mobil Corp	US	0802023	08/10/2023	8/10/2023	Buy	10	USD107.0000	USD	4000	0.00	1,070.00	-	-	1,070.00	Web
GOOGL.US [02030040] Alphabet Inc. Class A	US	0802023	04/10/2023	06/10/2023	Buy	10	USD129.0000	USD	4000	0.00	1,290.00	-	-	1,290.00	Web
IBM.US [02030042] International Business Machines Corp	US	0802023	04/10/2023	06/10/2023	Buy	13	USD139.0000	USD	4000	0.00	1,807.00	-	-	1,807.00	Web
INTC.US [02030043] Intel Corp	US	0802023	04/10/2023	06/10/2023	Buy	1,000	USD34.0000	USD	8000	0.00	34,800.00	-	-	34,000.00	Web
JNJ.US [02030044] Johnson & Johnson	US	0802023	04/10/2023	06/10/2023	Buy	100	USD154.0000	USD	23000	0.00	15,630.00	-	-	15,400.00	Web
WMT.US [02030051] Walmart Inc	US	0802023	04/10/2023	06/10/2023	Buy	100	USD12.0000	USD	4000	0.00	1,240.00	-	-	1,200.00	Web

### 8.市場資訊/主要指數 Market information/ indices

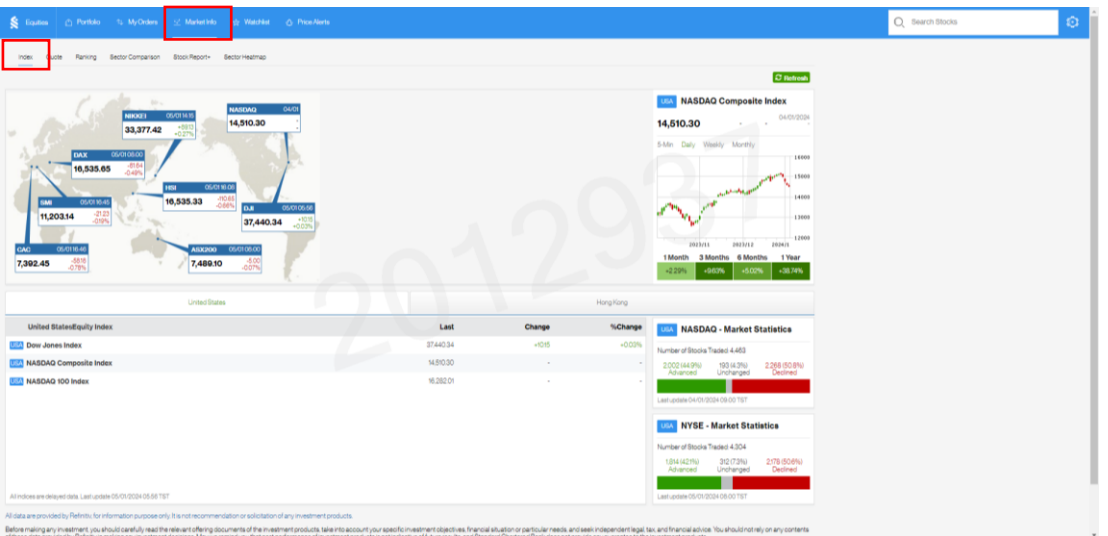
可透過「主要指數、股票報價、熱門股票、市場類股比較、股票報告、市場類股熱度圖」查看市場資訊並參考

可點選 index 16,097.28 -92.74 -0.57% 於右方查看細節



Providing" Index, Quote, Ranking, Sector Comparison, Stock Report+, Sector Heatmap" market information for reference

Click index 16,097.28 -92.74 -0.57% to see detail on right side



## 8.市場資訊/股票報價 Market information/Quote

查看股票資訊

可使用右上角搜尋欄位進行股票搜尋，並參考股票資料。

可輸入以下進行搜尋：

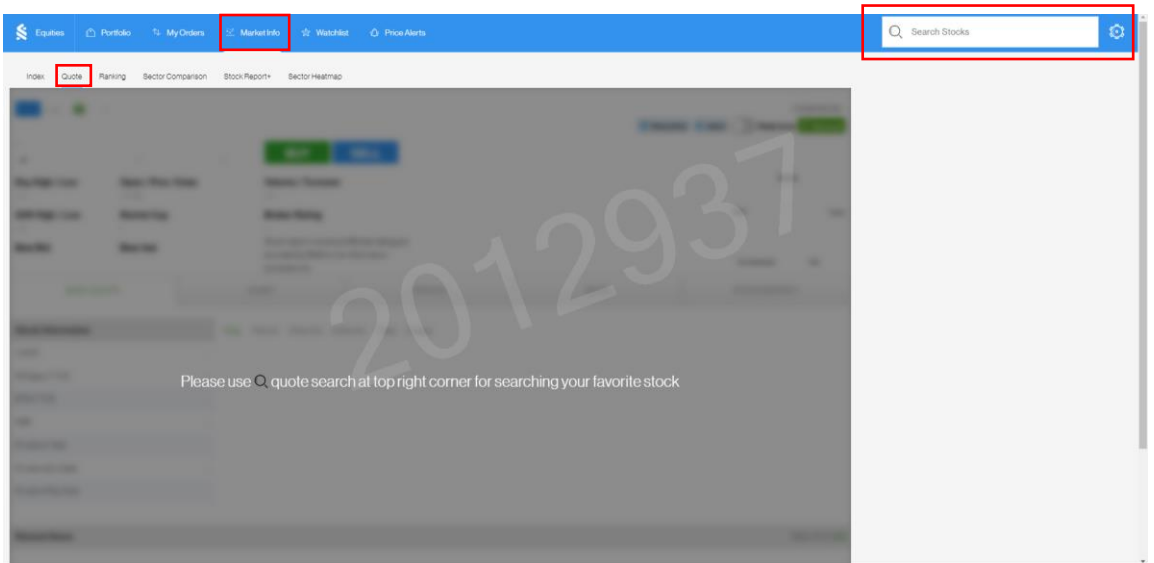
- Ticker
- 股票名稱(中文/英文)
- 商品代號

Check stock information

Using search bar on upper right corner to search stock and view stock information

You can enter the following item to search stock:

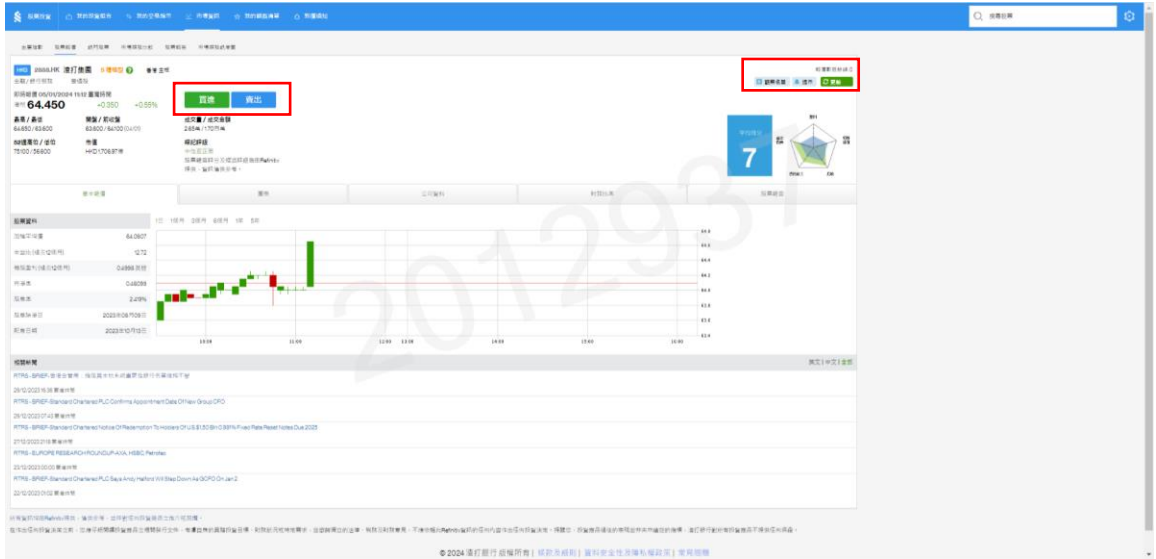
- Ticker
- Stock Name (TC/EN)
- Product code



## 8.市場資訊/股票報價 Market information/quote

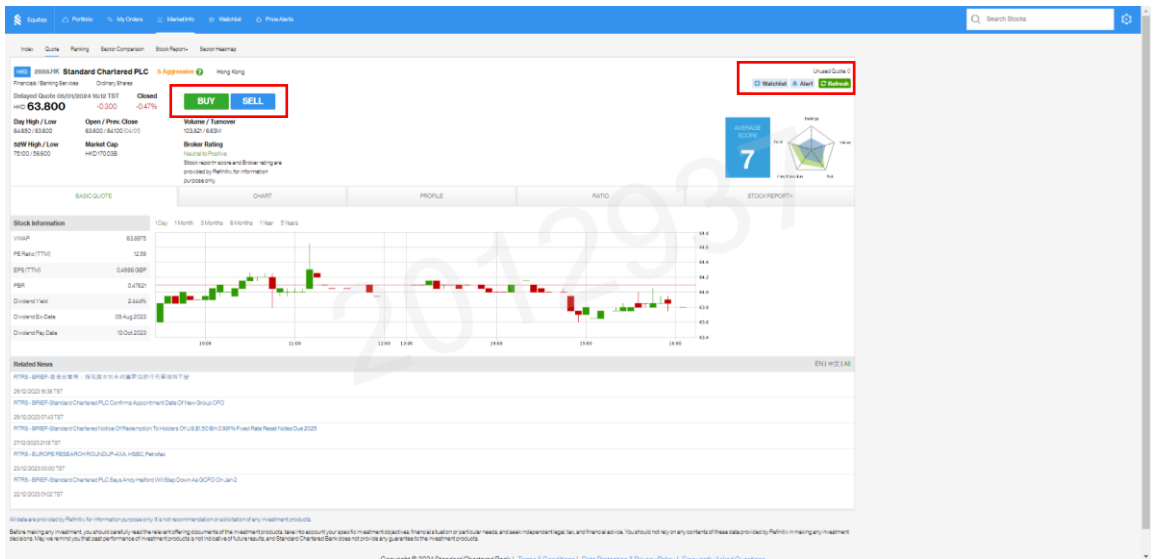
### 快捷按鈕

- 買進/賣出
- 加入我的觀察清單
- 加入報價通知



### Shortcut key

- Buy/sell
- Add to my watchlist
- set up price alert



### 8.市場資訊/熱門股票- Market information/ranking

#### 市場切換

可使用按鈕進行  
切換美國 / 香港  
市場

美股/港股開盤時  
間

可查看即時報價  
(即時報價僅適用  
本行精選客群)，  
但可能發生 15 分

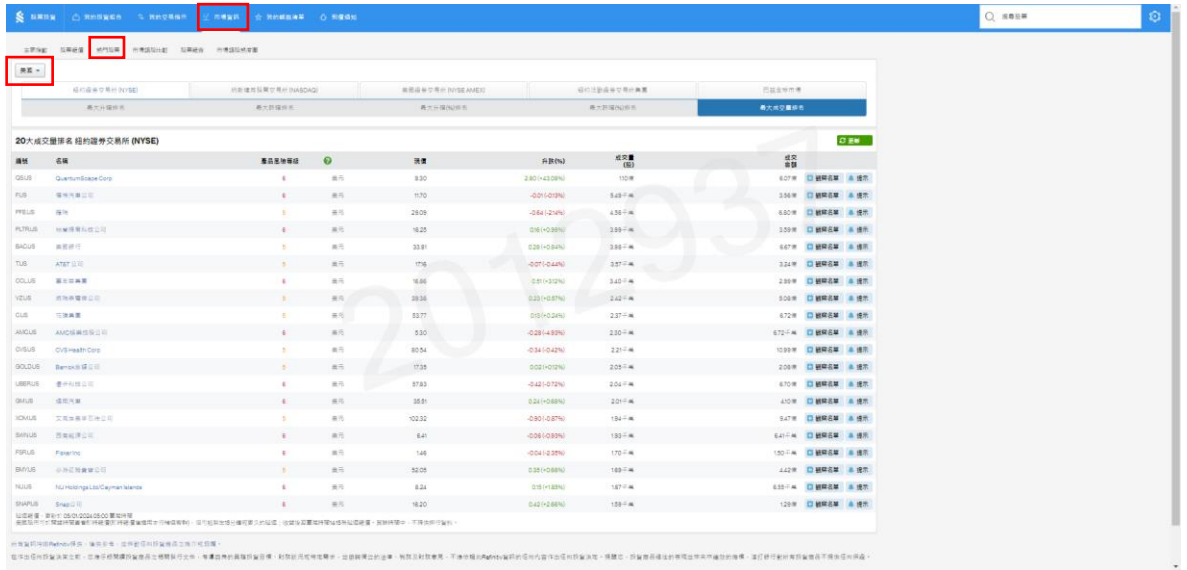
鐘或更久的延遲

美股/港股收盤時  
間

■ 美股：收盤後至  
14:15 為延遲報  
價。

■ 港股：收盤後至  
05:00 為延遲報  
價。

其餘時間中，不  
提供排行資料。



Market Switching

Using buttons to switch US/ Hong Kong market

US stock/Hong Kong stock market opening hour

Real-time quotes are only available to selected customer groups of the Trustee while there may be a delay of 15 minutes or more.

US stock/Hong Kong stock market closing hour

- US stocks : providing delayed quotes during market close~ 14:15. Data not applicable for the rest hour.
- HK stocks : providing delayed quotes during market close~ 05:00. Data not applicable for the rest hour.

Code	Name	Product Risk Rating	Last Price	Change (%)	Volume (Shares)	Turnover
2885.HK	SHENSHEN HOLDINGS LTD	5	48.850	+100% (+48.85)	166,850	8,138.4
808.HK	CHINA HOLDINGS LTD	5	65.000	+175% (+42.50)	28,474	1,838
521.HK	HUAHONG BATTERY GROUP LTD	5	16.000	+380% (+45.00)	1,493	24,049
8888.HK	SHANGHAI CLUSTER	5	15.000	+400% (+35.00)	6,034	79,104
621.HK	HEBEI STEEL GROUP CO LTD	5	23.000	+180% (+10.00)	3,764	87,027
1775.HK	GUANGSHI STEEL GROUP CO LTD	5	28.400	+100% (+14.00)	5,334	149,101
40.HK	HONGKONG SHIPHOLDING LTD	5	6.200	+107% (+4.00)	187,988	1,167
3883.HK	METWAY GROUP	5	777.000	+100% (+77.00)	19,324	1,501
102.HK	CHINA RESOURCES LAND LTD	5	26.950	+100% (+16.95)	3,074	253,401
3888.HK	CHINA RESOURCES BARRAGE	5	26.900	+100% (+16.90)	20,874	360,914
803.HK	ONVOLO	5	13.500	+100% (+13.50)	67,384	1,108
2288.HK	WIDEOR POWER GROUP LTD	5	15.620	+100% (+15.62)	6,716	14,619
171.HK	YANZHOU COAL MINING CO LTD	5	16.380	+100% (+16.38)	23,874	390,634
384.HK	CHINA GAS HOLDINGS LTD	5	7.910	+100% (+7.91)	6,034	43,954
83.HK	Shougang	5	8.420	+100% (+8.42)	3,734	31,364
888.HK	TIANJIN BATTERY GROUP LTD	5	48.850	+100% (+48.85)	3,984	19,974
302.HK	Beijing New Energy Holdings Ltd	5	28.000	+100% (+28.00)	1,884	53,224
1288.HK	AA GROUP LTD	5	64.400	+100% (+64.40)	17,764	1,148
8.HK	HABC Holdings PLC	5	62.000	+100% (+62.00)	3,424	390,364
844.HK	ANHUICONGCHENG BATTERY CO LTD	5	177.000	+100% (+177.00)	4,034	71,284

### 8.市場資訊/市場類股比較 Market information/comparison of market stocks

#### 市場切換

可使用按鈕進行切  
換美國 / 香港市場

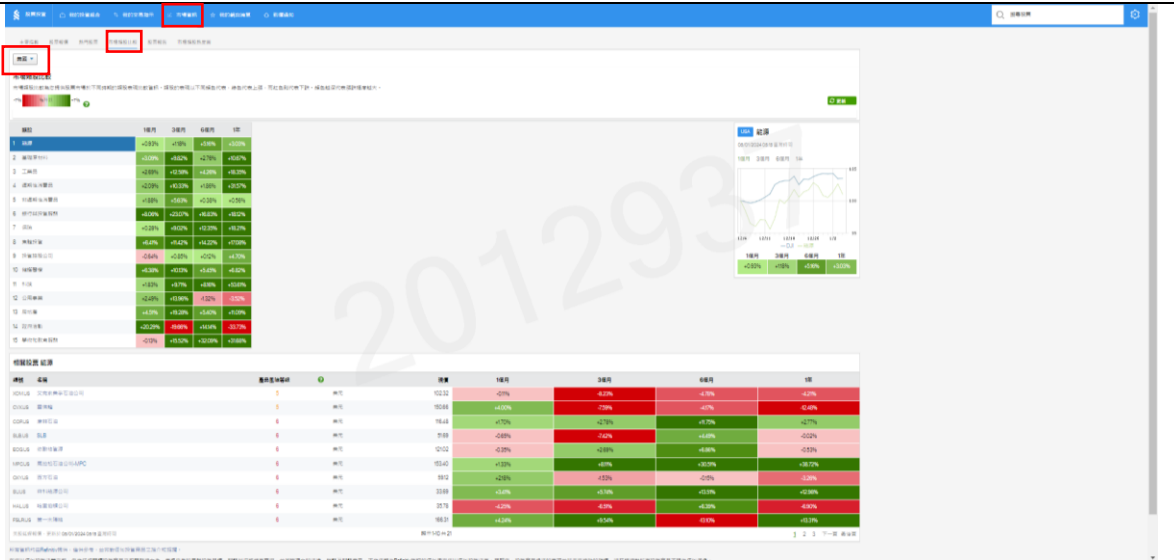
#### 市場類股比較

提供股票市場於不  
同時期的類股表現  
比較資訊。

類股的表現以不同  
顏色代表：

- 綠色代表上漲
- 紅色代表下跌

顏色越深代表漲跌  
幅度越大

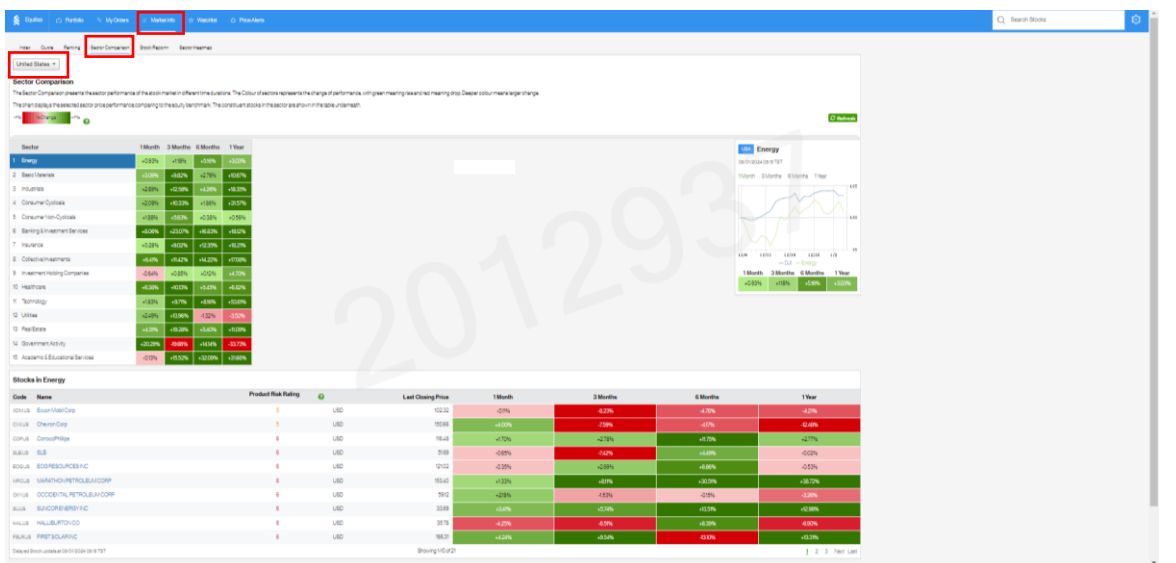


#### Market Switching

Using buttons to  
switch US/ Hong  
Kong market

#### Market sector comparison

The Sector  
Comparison presents  
the sector  
performance of the  
stock market in  
different time  
durations. The  
Colour of sectors  
represents the  
change of  
performance, with  
green meaning rise  
and red meaning  
drop. Deeper colour  
means larger change.



### 8.市場資訊/股票報告 Market information/stock reports

#### 市場切換

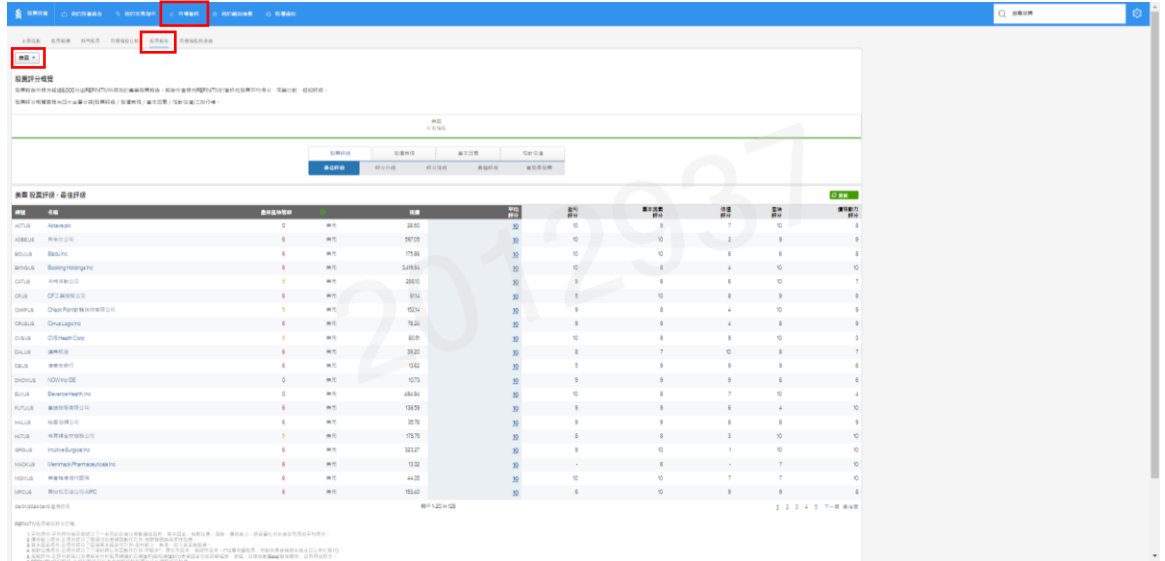
可使用按鈕進行切  
換美國 / 香港市場

#### 股票評分概覽

股票報告中提供超  
過 6,000 份由  
REFINITIV 所撰寫的  
專業股票報告。(提  
供 REFINITIV 的資訊  
如股票平均得分、  
同業比較、經紀評  
級)

股票評分概覽頁提  
供四大主要分類之  
排行榜

股票評級 / 股價表  
現 / 基本因素 / 相對  
估值





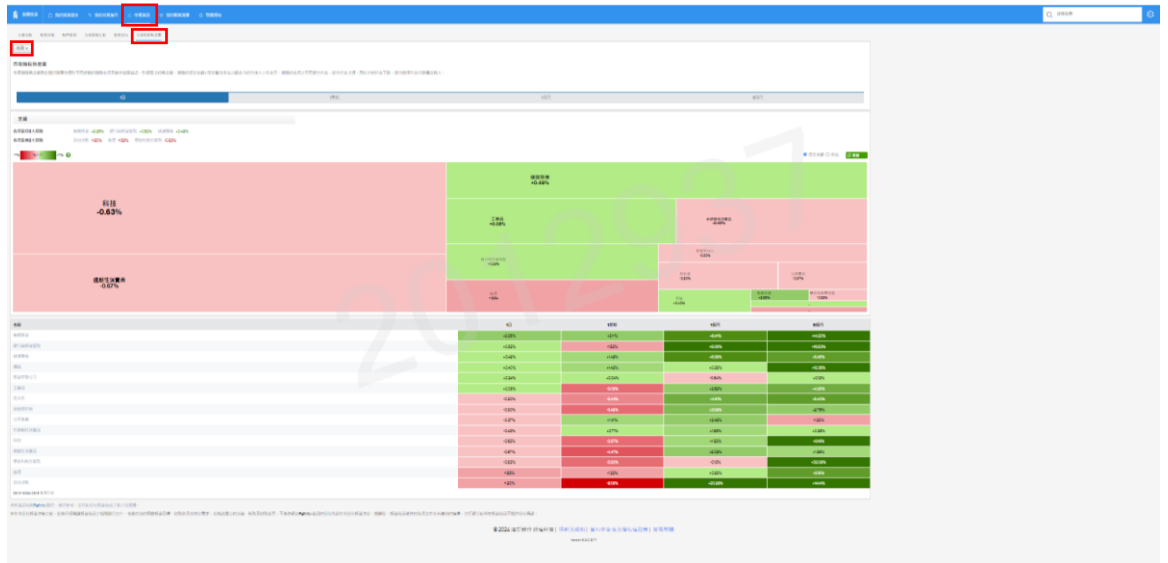
## 8.市場資訊/市場類股熱度圖 Market information/ Sector Heatmap

### 市場類股熱度圖

提供您股票市場於不同時期的類股表現及其他相關資訊。類股的成交金額 / 成交量 或 市值以圖表中的色塊大小作表示。

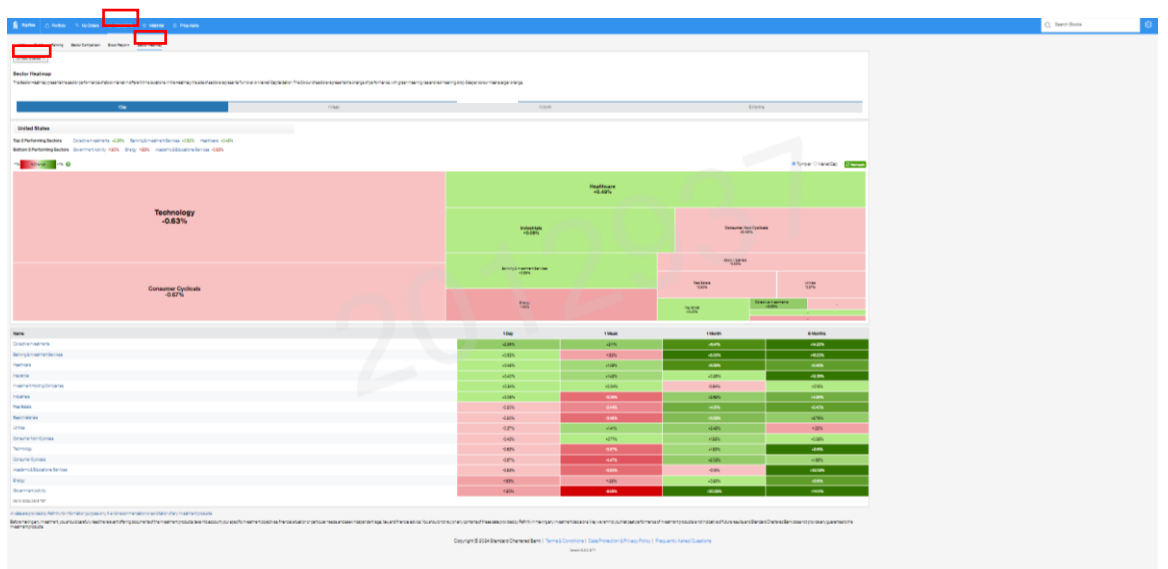
類股的表現以不同顏色代表：

- 綠色代表上漲
  - 紅色代表下跌
- 顏色越深代表升跌幅度越大。



### Sector Heatmap

The Sector Heatmap presents the sector performance of stock market in different time durations. In the Heatmap, the size of sectors represents Turnover or Market Capitalization. The Colour of sectors represents the change of performance, with green meaning rise and red meaning drop. Deeper colour means larger change.

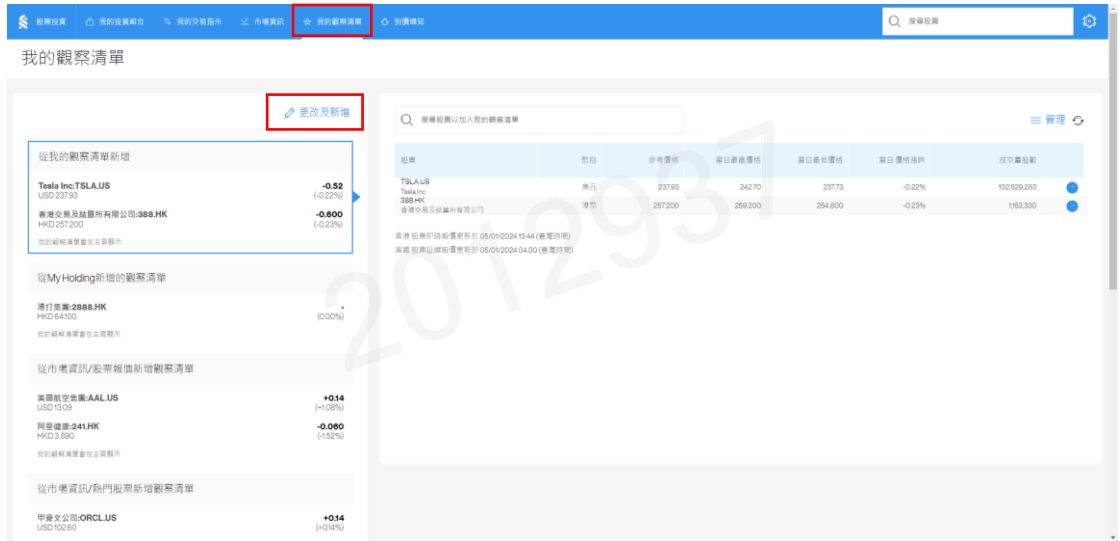


## 9. 我的觀察清單 - My watchlist

### 編輯清單

#### 步驟 1.

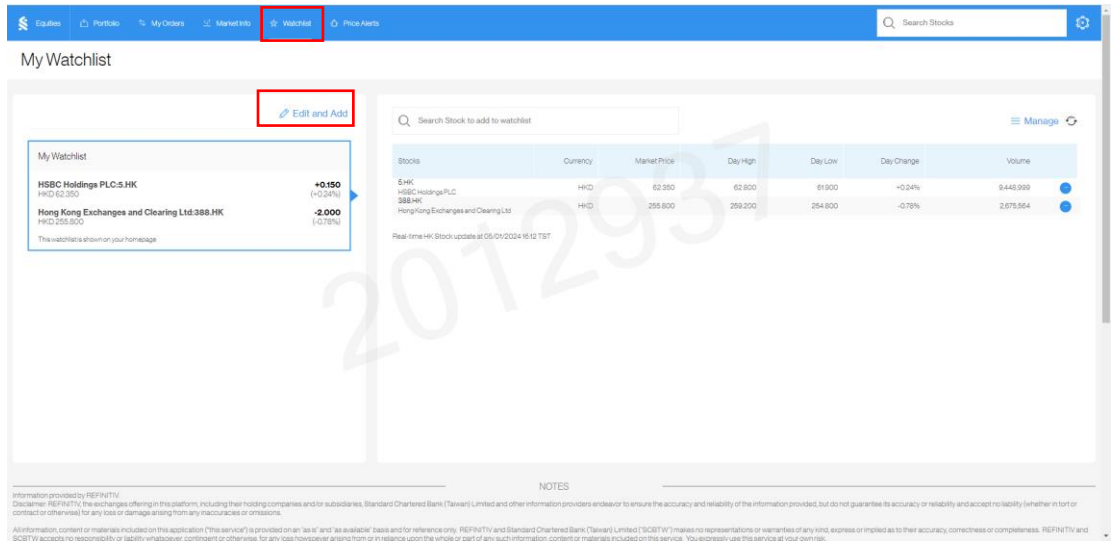
點選「更改及新增」



### Edit watchlist

#### Step1.

Click 「Edit and Add」

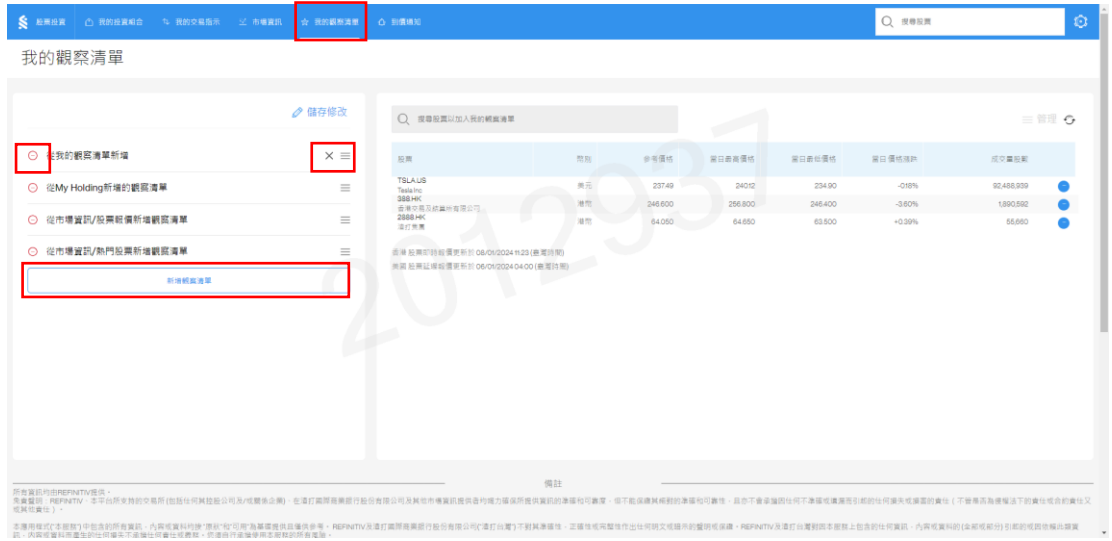


## 9. 我的觀察清單 - My watchlist

### 編輯清單

#### 步驟 2.

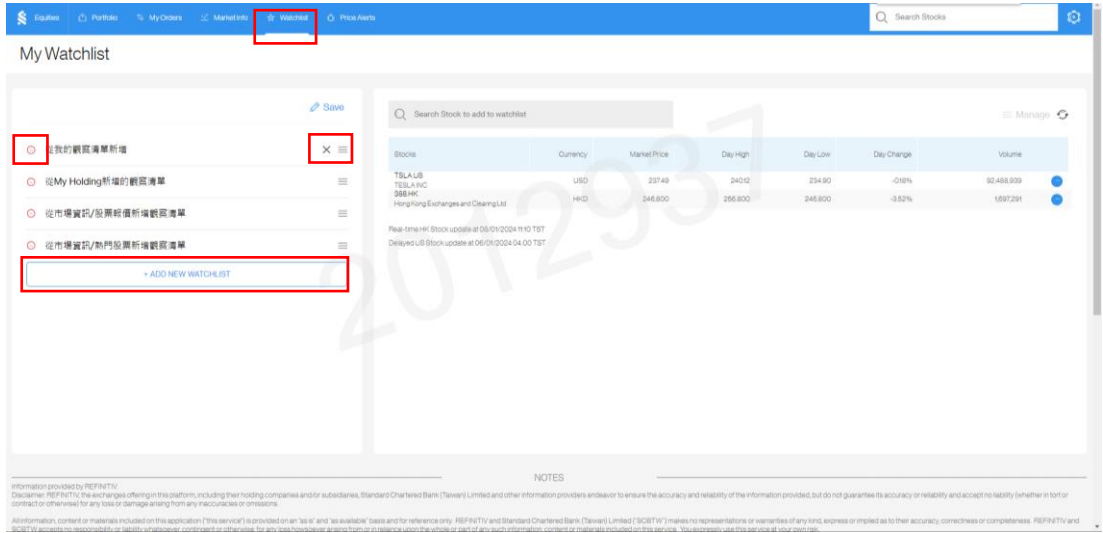
可作新增、編輯名稱、刪除、排序清單。



### Edit watchlist

#### Step2.

Can add, edit name of watchlist, delete, adjust sequence of watchlist.



## 9. 我的觀察清單 - My watchlist

### 管理及新增股票

#### 步驟 1.

選定清單後可於右側區塊，新增、排序、刪除欲觀察的股票，或點選管理。

可輸入以下進行搜尋：

- Ticker
- 股票名稱(中文/英文)
- 商品代號



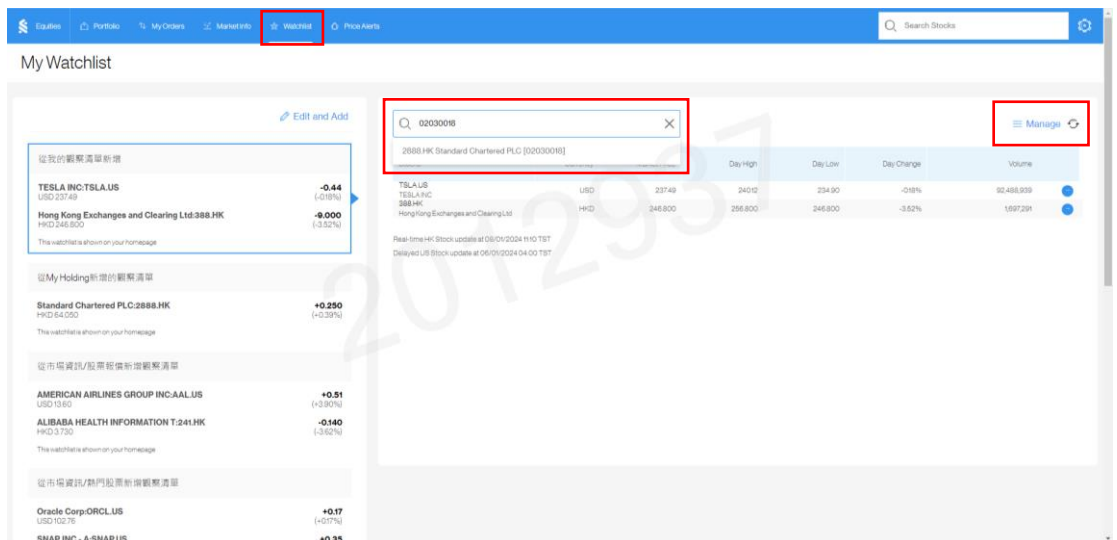
### Manage and add stocks

#### Step1.

After selecting the watchlist, you can add, sort, and delete stock by clicking manage button.

You can enter the following to search:

- Ticker
- Stock name(Chinese/English)
- Product code



## 9. 我的觀察清單 - My watchlist

## 管理及新增股票

## 步驟 2.

並可於區塊內進行，新增、排序、刪除欲觀察的股票後，點選存檔。

我的觀察清單

從我的觀察清單新增

Tesla Inc.:TSLA.US USD 237.49	-0.44 (-0.19%)
香港交易所及證券有限公司:388.HK HKD 246.600	-3.900 (-3.60%)

從My Holding新增的觀察清單

渣打集團:2888.HK HKD 64.050	+0.250 (+0.39%)
----------------------------	--------------------

從市場資訊/股票報價新增觀察清單

美國航空集團:AAL.US USD 13.60	+0.51 (+3.90%)
阿里巴巴健康:241.HK HKD 3.740	-0.130 (-3.36%)

從市場資訊/熱門股票新增觀察清單

甲骨文公司:ORCL.US USD 102.76	+0.17 (+0.17%)
-----------------------------	-------------------

搜尋股票以加入我的觀察清單

儲存存檔

股票 TSLA

TSLA.US Tesla Inc.	
388.HK 香港交易所及證券有限公司	
2888.HK 渣打集團	

Real-time HK Stock update at 08/01/2024 11:24 (香港時間)  
Delayed US Stock update at 08/01/2024 04:00 (美國時間)

## Manage and add stocks

## Step2.

You can add, sort, and delete stock, then click save button to save it.

My Watchlist

從我的觀察清單新增

TESLA INC:TSLA.US USD 237.49	-0.44 (-0.19%)
Hong Kong Exchanges and Clearing Ltd.:388.HK HKD 247.200	-3.900 (-3.36%)

從My Holding新增的觀察清單

Standard Chartered PLC:2888.HK HKD 64.050	+0.250 (+0.39%)
--	--------------------

從市場資訊/股票報價新增觀察清單

AMERICAN AIRLINES GROUP INC:AAL.US USD 13.60	+0.51 (+3.90%)
ALIBABA HEALTH INFORMATION T.:241.HK HKD 3.730	-0.140 (-3.62%)

從市場資訊/熱門股票新增觀察清單

Oracle Corp.:ORCL.US USD 102.76	+0.17 (+0.17%)
SNAP INC - A:SNAP.US	+0.35

搜尋股票以加入我的觀察清單

儲存存檔

股票 TSLA

TSLA.US TESLA INC	
388.HK Hong Kong Exchanges and Clearing Ltd	
2888.HK Standard Chartered PLC	

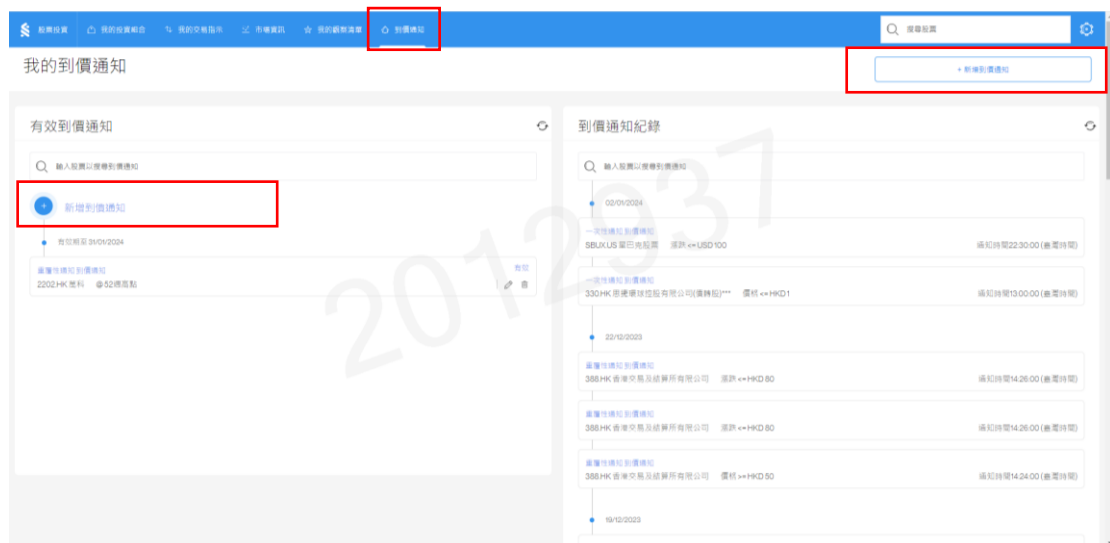
Real-time HK Stock update at 08/01/2024 11:18 TST  
Delayed US Stock update at 06/01/2024 04:00 TST

## 10.我的到價通知 My price alert

## 新增到價通知

## 步驟 1.

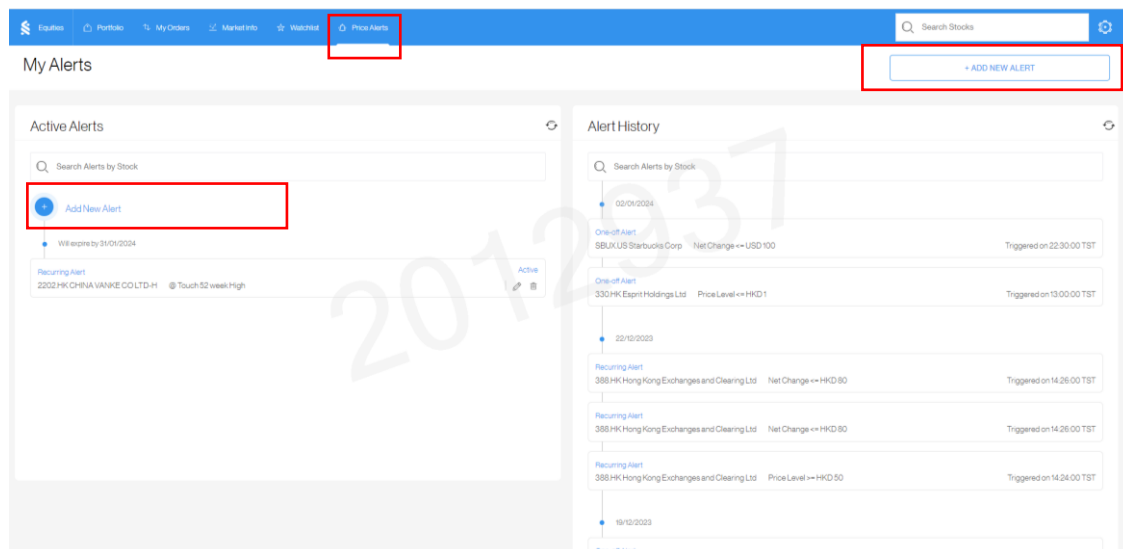
點選「新增到價通知」



## Add New Alert

## Step 1.

Click 「Add New Alert」



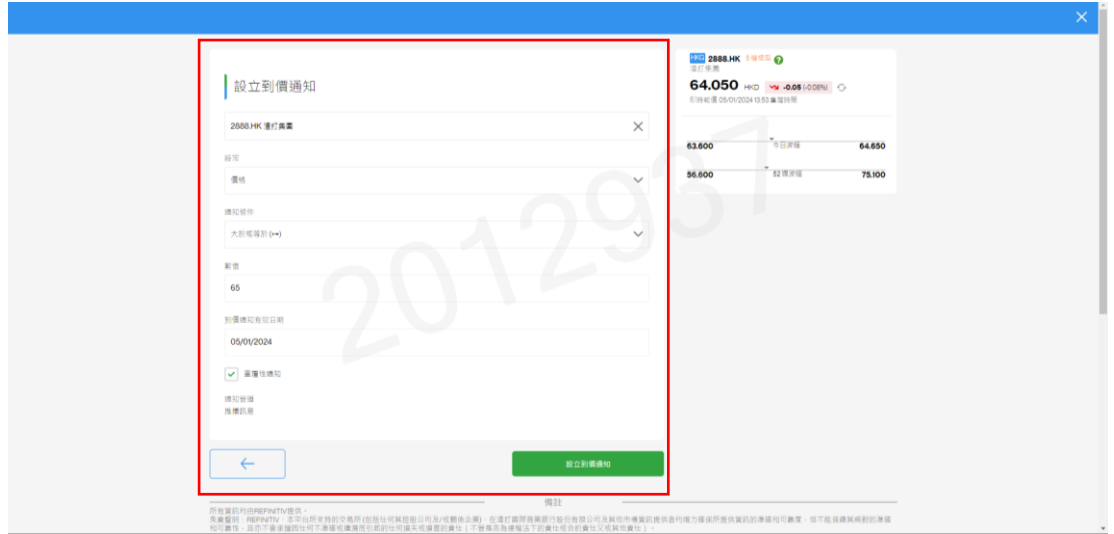
## 10.我的到價通知 My price notification

### 新增到價通知

#### 步驟 2.

輸入欲設定的股票、設定條件(價格、漲跌、漲跌%、52 週高位、52 週低位)、數值、到價通知有效日期、是否為重複性循環通知

→設立到價通知

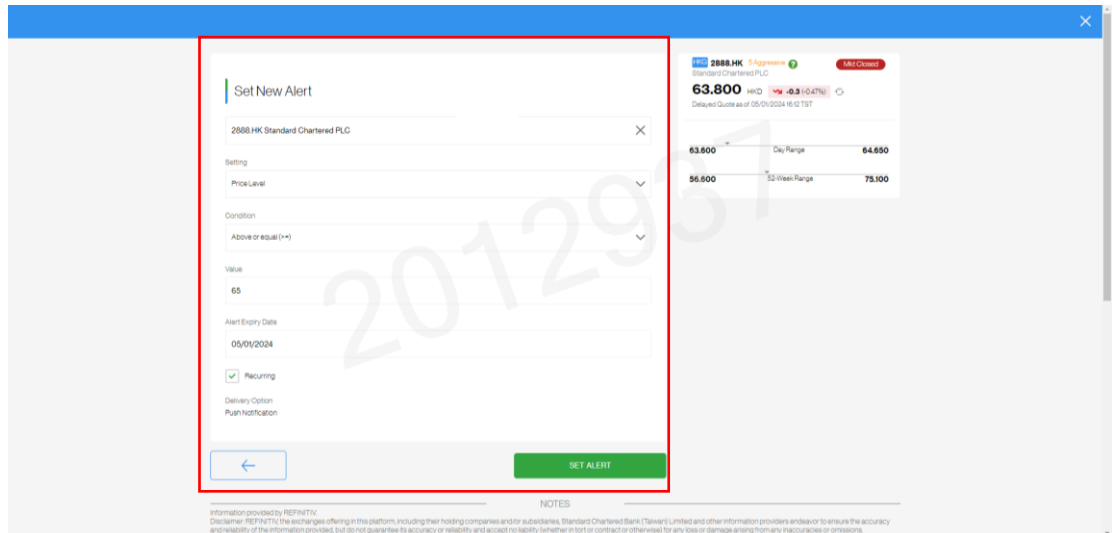


### Set New Alert

#### Step 2.

Enter the stock you want to set up、setting condition (Price Level, Net Change, %Change, Touch 52 week High, Touch 52 week Low), Value, Alert Expiry Date, Recurring

→Set Alert



## 10.我的到價通知 My price alert

## 新增到價通知

## 步驟 3.

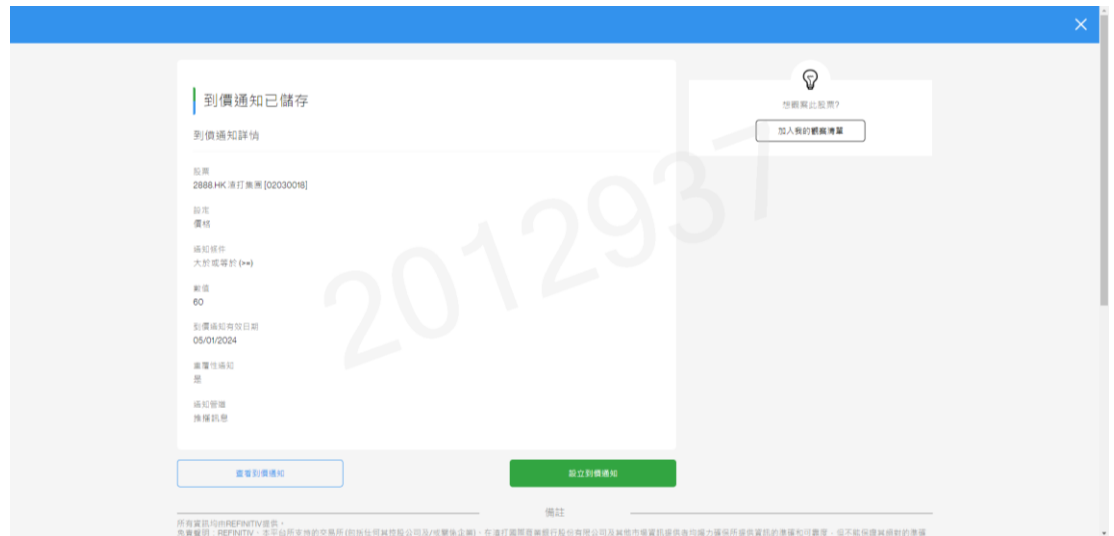
## 完成到價通知設定

→設立到價通知

再次設定新的到價通知

→查看到價通知

返回至我的到價通知



## Set New Alert

## Step 3.

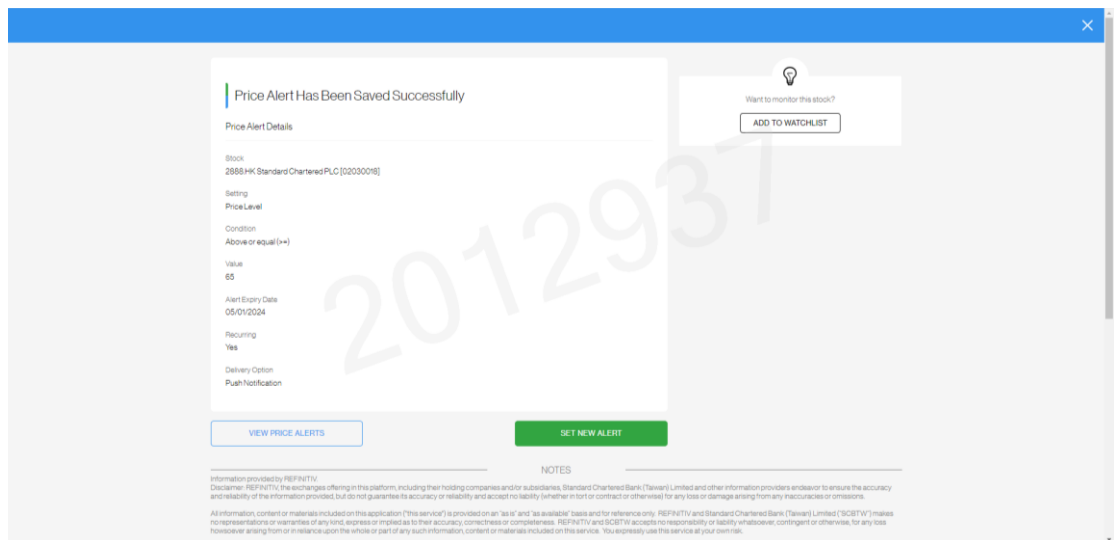
## Complete price alert set up

→View Price Alerts

Return to my price alert.

→Set New Alerts

Set new price alert.



## 10.我的到價通知 My price alert

### 有效到價通知

新增成功後，到價通知可於「有效到價通知」區塊中確認，並可進行編輯、刪除。

### 到價通知紀錄

已發出的通知，會記錄於「到價通知紀錄」中。

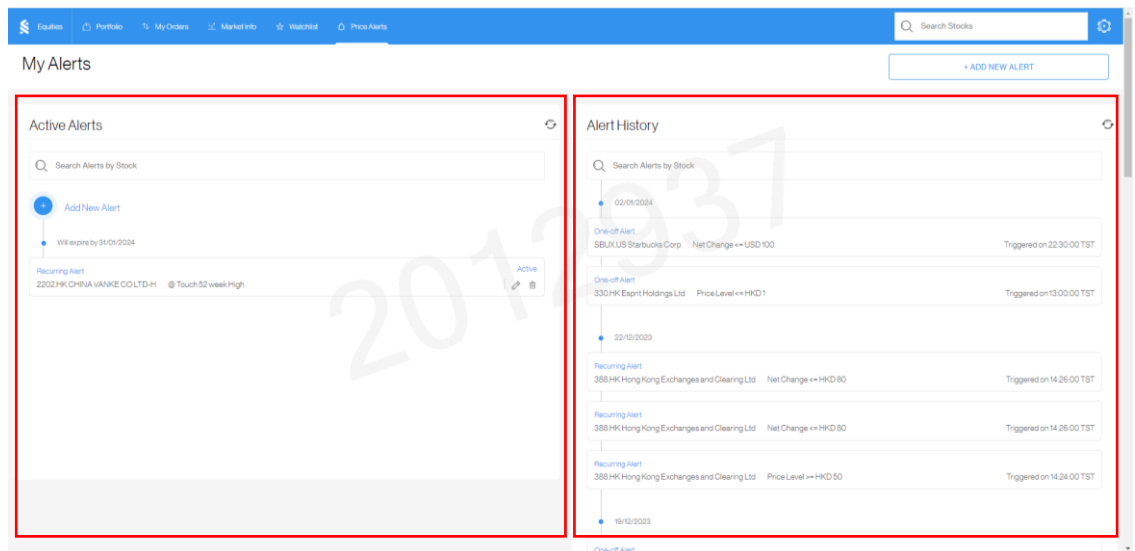


### Active Alerts


After set up successfully, you can check price alert set up in "active alerts" section, you are able to click to edit, click to delete.

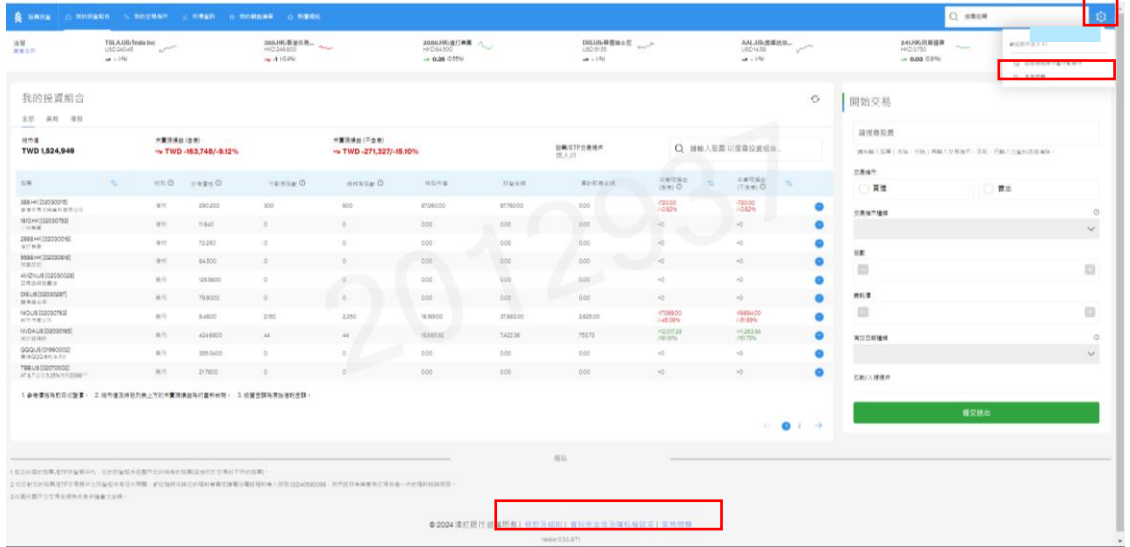
### Alert History


Alerts which already been triggered will be recorded in "Alert History" section.

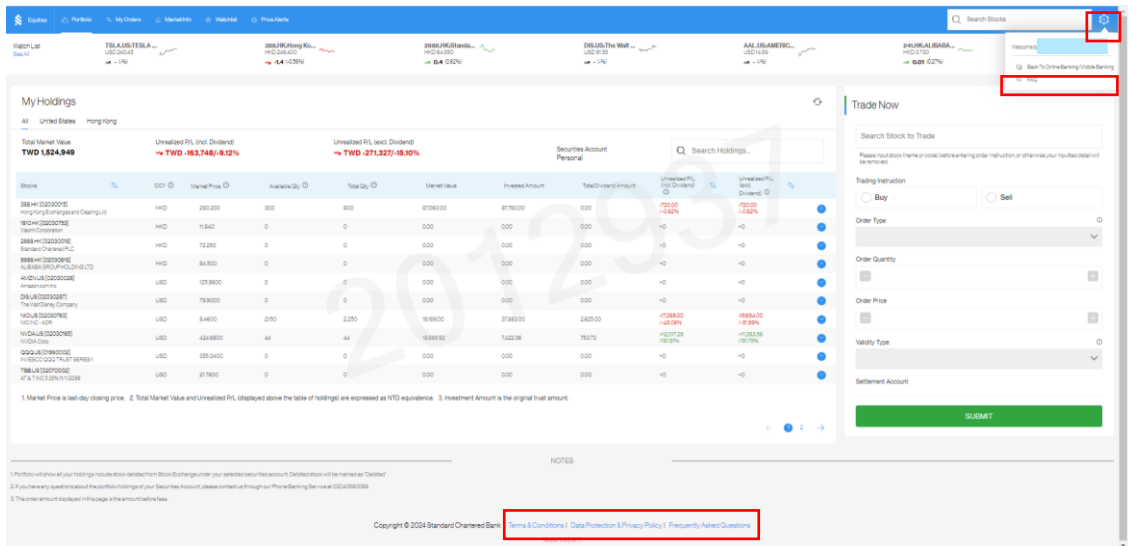


# 11. 常見問題 Frequently Asked Questions


1. 於頁面右上角  
 點選  開啟選單  
 → 常見問題

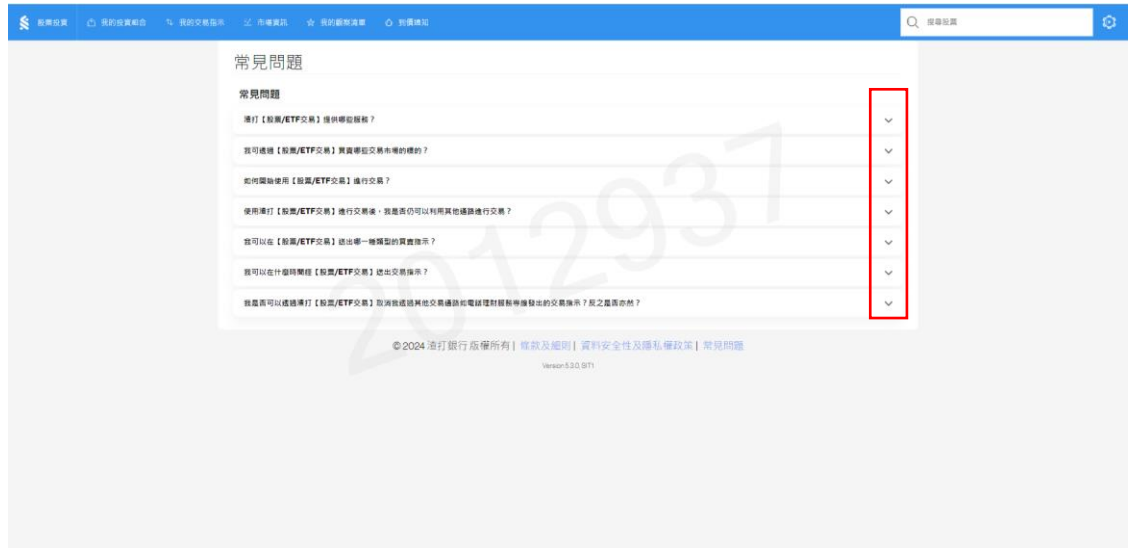



1. Click  bottom at  
 the upper right corner  
 and turn it on °  
 → Frequently Asked  
 Questions

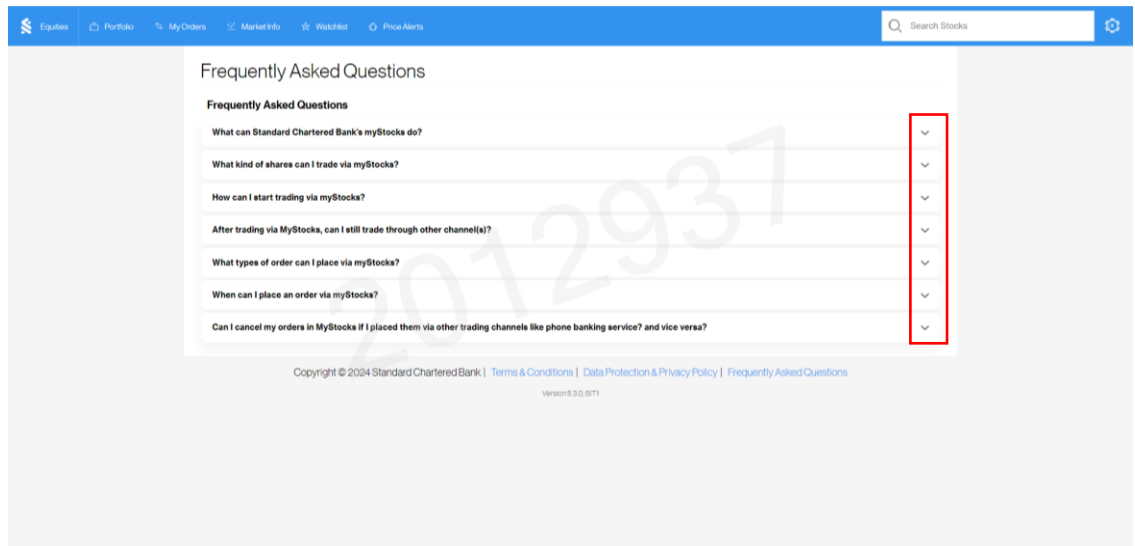


## 11. 常見問題 Frequently Asked Questions


點選  展開內容  
並查看

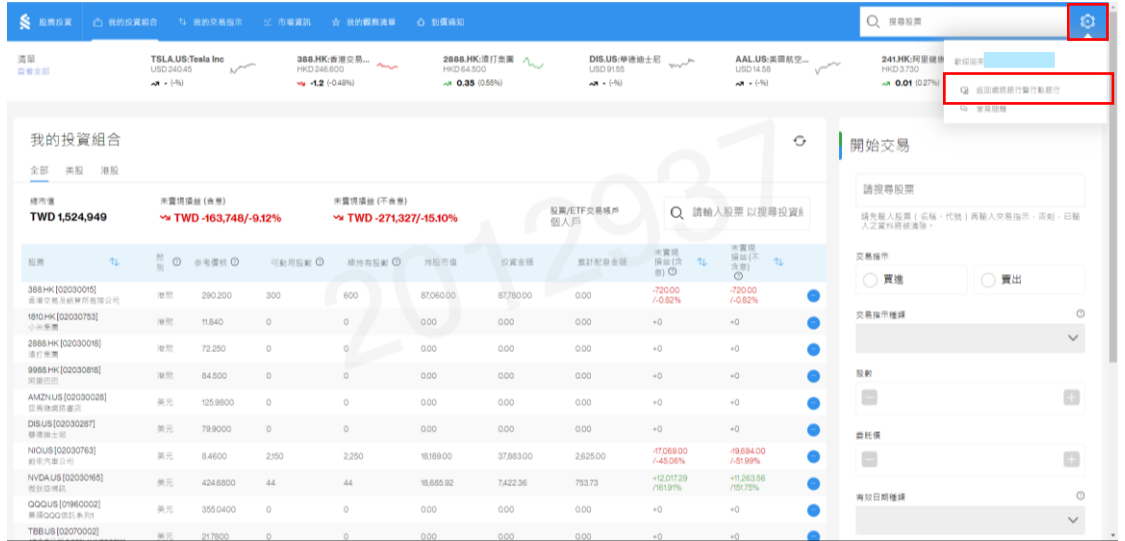


Click  to expand  
the content, then  
view Frequently  
Asked Questions



## 12. 股票/ETF 交易 返回至 網路銀行 myStocks return to online banking

點選  開啟選單  
 → 返回網路銀行暨  
 行動銀行




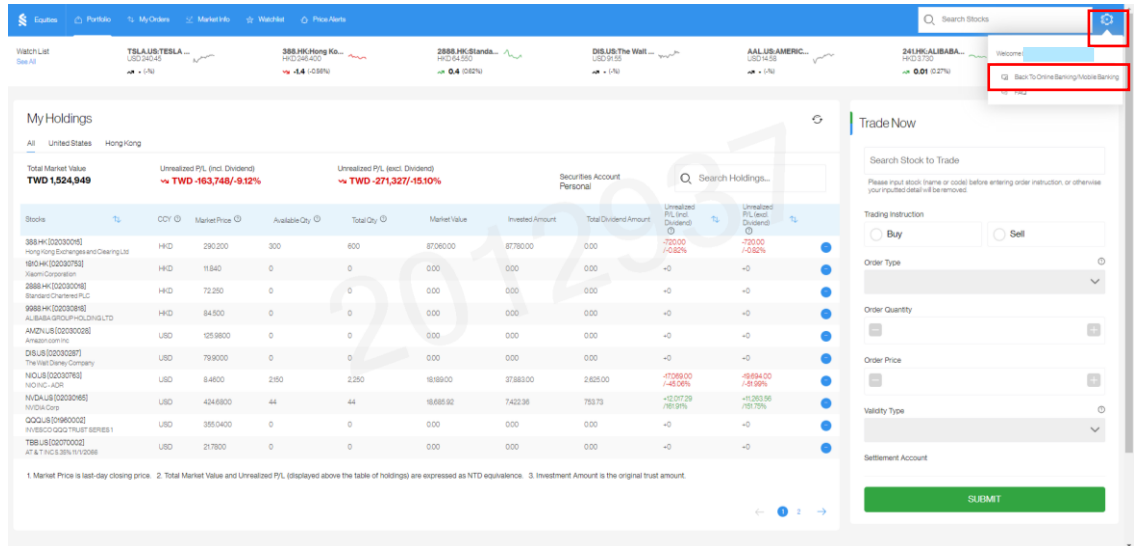
我的投資組合

全部 美股 滬股

總市值: TWD 1,524,949  
 未實現損益 (未賣): TWD -163,748 / -9.12%  
 未實現損益 (已賣): TWD -271,327 / -15.10%

股票	幣別	參考價格	可動用股數	總持有股數	每股市價	投資金額	累計股息金額	未實現損益 (未賣)	未實現損益 (已賣)
388.HK [020300H5] 金華能源及燃料有限公司	港幣	290.200	300	600	87,060.00	87,780.00	0.00	-720.00 / -0.82%	-720.00 / -0.82%
1810.HK [02030753] 小米集團	港幣	11.840	0	0	0.00	0.00	0.00	+0	+0
2888.HK [020300H6] 渣打集團	港幣	72.250	0	0	0.00	0.00	0.00	+0	+0
9988.HK [020308H8] 阿里巴巴	港幣	84.500	0	0	0.00	0.00	0.00	+0	+0
AMZN.US [02030028] 亞馬遜網路書店	美元	125.9800	0	0	0.00	0.00	0.00	+0	+0
DIS.US [02030287] 華特迪士尼	美元	79.9000	0	0	0.00	0.00	0.00	+0	+0
NIO.US [02030763] 新時汽車公司	美元	8.4600	2150	2,250	18,189.00	37,883.00	2,625.00	-17,998.00 / -45.06%	-19,694.00 / -51.99%
NVDA.US [02030665] 輝達公司	美元	424.6800	44	44	18,685.92	7,422.36	753.73	+12,077.29 / 161.91%	+1,263.56 / 151.75%
QQQ.US [09860002] 美國QQQ證券系列1	美元	355.0400	0	0	0.00	0.00	0.00	+0	+0
TBB.US [02070002] AT & T Global Services	美元	21.7800	0	0	0.00	0.00	0.00	+0	+0

Click   
 → Back To Online  
 Banking/Mobile  
 Banking



Trade Now

Search Stock to Trade

Please input stock name or code before entering order instruction, or otherwise your inputted detail will be removed.

Trading Instruction

Buy  Sell

Order Type

Order Quantity

Order Price

Validity Type

Settlement Account

SUBMIT

## 12.股票/ETF 交易 返回至 網路銀行 myStocks return to online banking

### 返回網路銀行

standard chartered 渣打銀行

親愛的客戶您好！

理財總覽 消費分析 台幣存款目標 投資分析 專屬優惠

您目前總資產 TWD 25,112,297

每月資產分析

您目前貸款尚欠總金額 TWD 0

投資適合度分析 **6-非常積極型** 觀看紀錄

myWealth Advisor 渣打財富領航

渣打財富領航 以專業分析結合全球投資專家市場洞見，並考慮您的投資偏好，為您量身...

了解更多

您目前的總存款：TWD 16,572,689

台幣活存總資產	TWD 1,692,569
台幣定存總資產	TWD 2,000,000
外幣活存總資產	約等值 TWD 12,880,120
外幣定存總資產	約等值 TWD 0

立即轉帳 辦理定存 外匯交易

您目前的投資市值：TWD 8,539,608

基金	市值約等值 TWD 2,777,919
股票	市值約等值 TWD 1,551,886

24小時線上申辦,貸款免出門,最高額度350萬

立即申請

### Back To Online Banking

standard chartered 渣打銀行

Hello!

Overview Spending Analysis Saving Goal Investment Portfolio Special Offers

Total Assets TWD 25,112,297

Assets Trend

Total Liabilities TWD 0

CIP **6-Very Aggressive** View History

2/18 System Maintenance

18:30 ~ 2/19 09:00 Foreign Exchange will be suspended.

More Details

您目前的總存款：TWD 16,572,689

TWD Savings Account	TWD 1,692,569
TWD Time Deposit	TWD 2,000,000
FCY Savings Account	Equivalent TWD 12,880,120
FCY Time Deposit	Equivalent TWD 0

Make a Transfer Open TD Foreign Exchange

您目前的投資市場價值：TWD 8,539,608

Fund	Market value equivalent TWD 2,777,919
------	---------------------------------------

Apply on-line anytime, anywhere. Loan amount up to 3.5M.