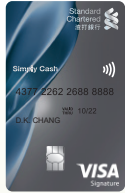


## 渣打網路銀行暨行動銀行申請指南 Standard Chartered Online Banking & Mobile Banking Application Guide


網路銀行暨行動銀行申請



### 信用卡用戶身分

### For the customers only apply credit card

#### STEP 1 進入選單

使用手機或瀏覽器打開您的行動銀行或網路銀行，行動銀行請點選左上角  圖示後，即會出現右圖選單，並點選「註冊網銀」。



#### STEP 2 點選身份申請

點選「以信用卡持卡人身份申請」



### STEP 3 填寫認證資訊

輸入您的基本資料以及信用卡上相關資訊，並勾選聲明同意欄位，按下「繼續」即可。

網銀申請

信用卡資訊認證

身分證字號

生日

例: 1999/10/11 請輸入 19991011

信用卡卡號

信用卡有效期限

簽名欄末三碼

### STEP 4 輸入動態簡訊密碼

系統將寄發一組簡訊密碼至您的行動電話，請於欄位中輸入簡訊上所提供的密碼，再按下「繼續」鍵。

網銀申請

我們將會寄發簡訊密碼至您的行動電話

9999916...

請輸入簡訊密碼

若您沒有收到簡訊，請點我重新寄送 (98)

繼續

24小時客服電話 常見問題  
02-4058-0088

### STEP 5 輸入網銀名稱與密碼

設定您未來登入網路銀行之「使用者名稱」與「固定密碼」，按下「繼續」鍵即可。

網銀申請

請設定您的使用者名稱及固定密碼

使用者名稱

固定密碼

再次輸入固定密碼


繼續

24小時客服電話 常見問題  
02-4058-0088



### 完成網路銀行申辦

恭喜您完成網路銀行申請！現在就可以開始享受渣打銀行便捷的線上銀行服務囉！



網銀申請/啟用

申請完成!


申請完成，立即登入體驗網路銀行服務！

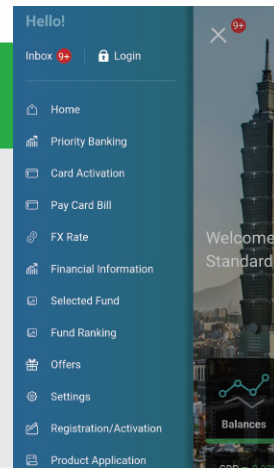
立即登入

如何上網銀？

24小時客服電話 常見問題  
02-4058-0088

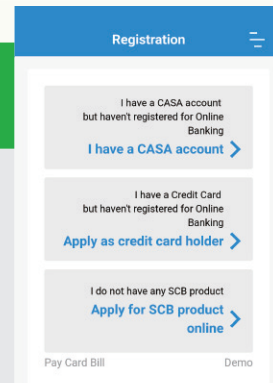
## STEP 1 Menu

In the Online Banking or Mobile Banking APP. Click the upper left  icon to navigate the menu bar, and select 'Registration'.



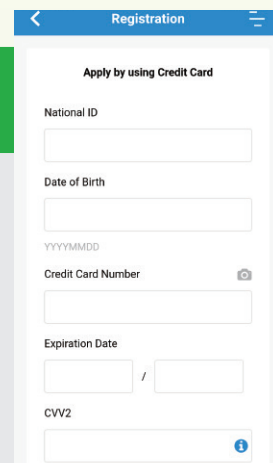
## STEP 2 Select registration method

Select 'Apply as credit card holder'.



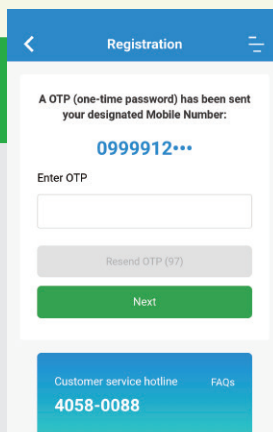
## STEP 3 Fill in Authentication information

Input your personal information and credit card details, then agree to the terms and conditions. Click 'Next'.



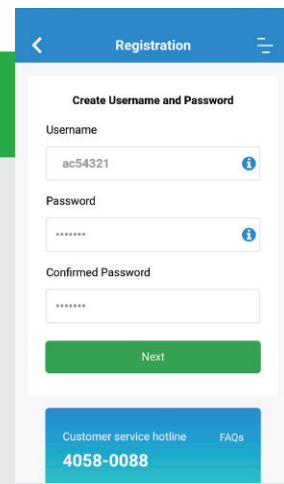
## STEP 4 Enter One Time Password(OTP)

An OTP will be sent to your mobile phone. Input OTP, then click 'Next'.



## STEP 5 Set Username and Password

Set up your login username and password, then click 'Next'.

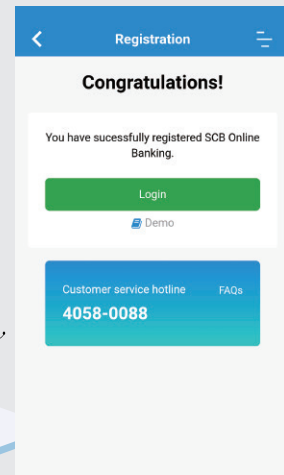


The screenshot shows a mobile app interface for registration. At the top, there is a blue header with a back arrow, the word "Registration", and a menu icon. Below the header, the title "Create Username and Password" is displayed. There are three input fields: "Username" with the value "ac54321", "Password" with masked characters "\*\*\*\*\*", and "Confirmed Password" also with "\*\*\*\*\*". Each field has an information icon to its right. Below the fields is a green "Next" button. At the bottom, there is a blue box containing the text "Customer service hotline" and "FAQs" with the number "4058-0088".



## Application Completed

Congratulations! You can now enjoy the convenient Online/Mobile Banking service.



The screenshot shows a mobile app interface for registration confirmation. At the top, there is a blue header with a back arrow, the word "Registration", and a menu icon. Below the header, the title "Congratulations!" is displayed. The text "You have successfully registered SCB Online Banking." is shown. There are two buttons: a green "Login" button and a blue "Demo" button. At the bottom, there is a blue box containing the text "Customer service hotline" and "FAQs" with the number "4058-0088".