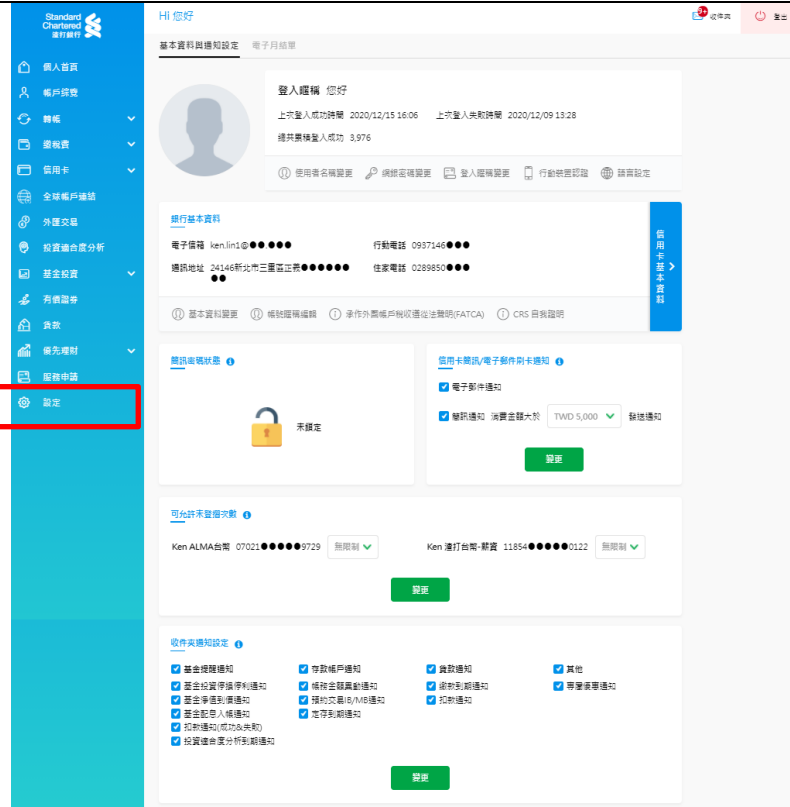
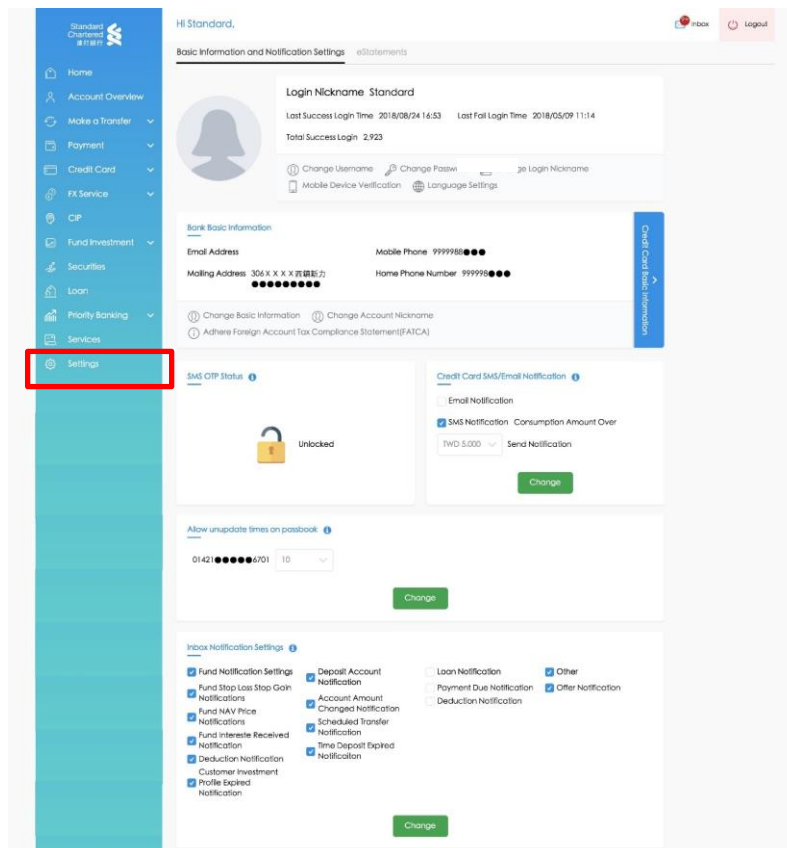


【個人資料編輯與設定- Profile Editing and Settings】

設定主頁



Settings Main Page

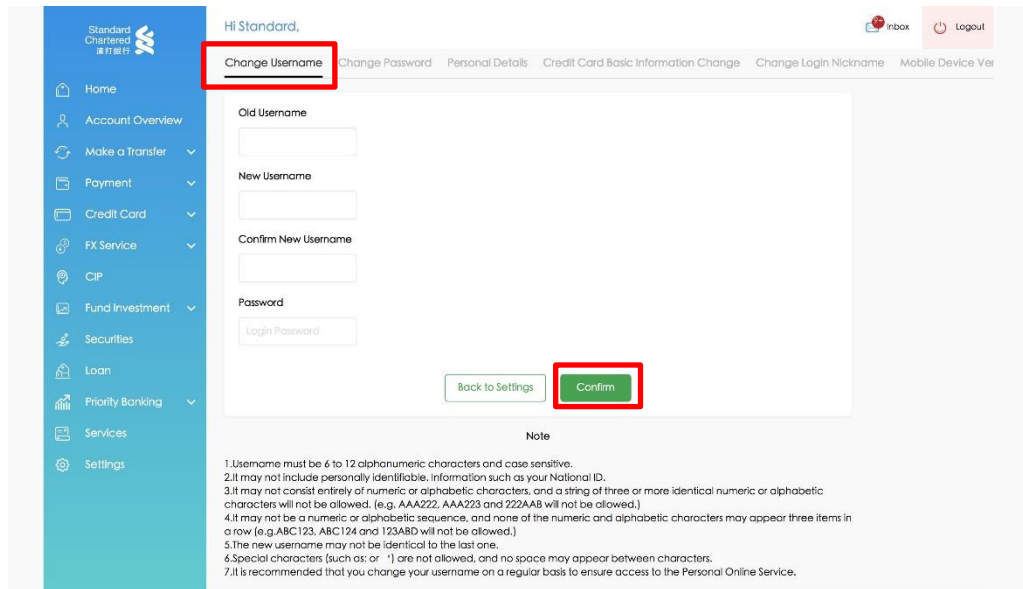


1. 使用者名稱變更 Change User Name

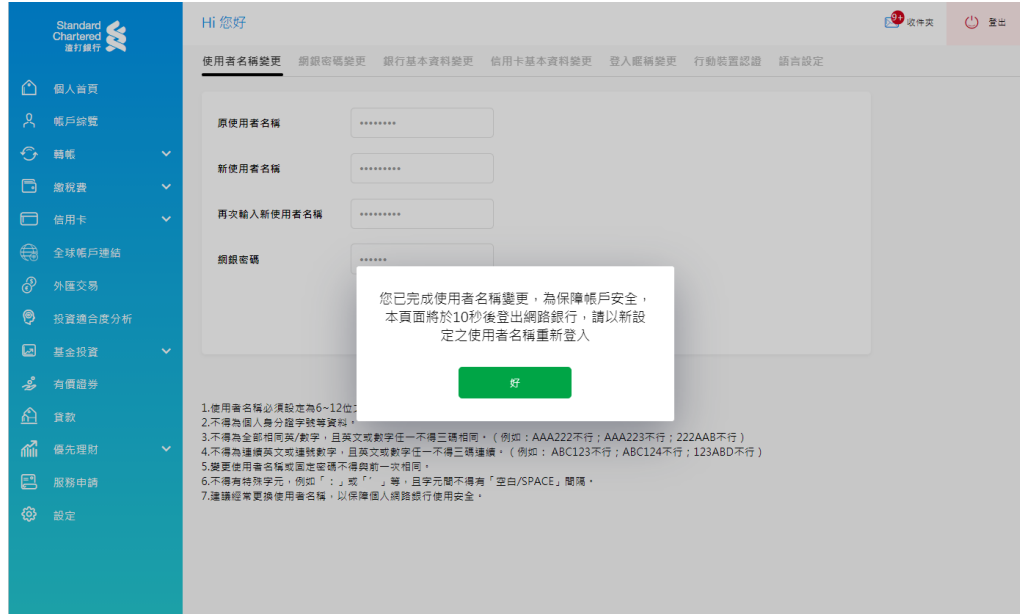
步驟 1. 輸入相關欄位
→ 確認變更



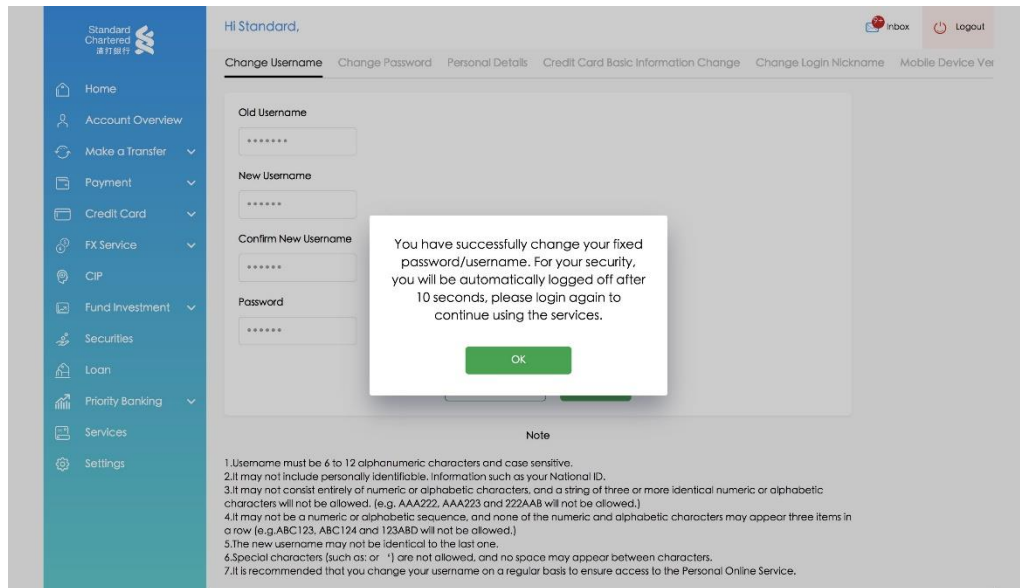
Step1. Enter the
columns
→ Confirm



步驟 2. 變更完成



Step 2. Change Completed



2. 網銀密碼變更 Change Password

步驟 1. 輸入相關欄位
→ 確認變更

Hi 您好

Standard Chartered 渣打銀行

個人首頁
帳戶綜覽
轉帳
繳稅費
信用卡
全球帳戶連結
外匯交易
投資適合度分析
基金投資
有價證券
貸款
優先理財
服務申請
設定

使用者名稱變更 網銀密碼變更 銀行基本資料變更 信用卡基本資料變更 登入名稱變更 行動裝置認證 語言設定

原網銀密碼 請輸入原網銀密碼

新網銀密碼 請輸入新網銀密碼

再次輸入新網銀密碼 請輸入新網銀密碼

回設定 確認變更

說明事項

1. 固定密碼必須設定為6~12位之英數字混合，須包含一個英文字母大寫及小寫。
2. 不得與使用者名稱相同，且不得為個人身分證字號等資料。
3. 不得為全部相同英/數字，且英文或數字任一不得三碼相同。(例如：Aaa222不行；aaaA223不行；222AaB不行)
4. 不得為連續英文或連續數字，且英文或數字任一不得三碼連續。(例如：Abc123不行；Aabc124不行；123Abd不行)
5. 變更使用者名稱或固定密碼不得與前一次相同。
6. 不得有特殊字元，例如「:」或「'」等，且字元間不得有「空白/SPACE」間隔。
7. 建議經常更換固定密碼，以保障個人網路銀行使用安全。

Step 1. Enter the
columns
→ Confirm

Hi Candy

Your Relationship Manager: 黃雅碧 Contact number +886 3 9995499 Inbox Logout

Change Password Personal Details Credit Card Basic Information Change Change Login Nickname Mobile Device Verification Language Settings

Old Password *****

New Password *****

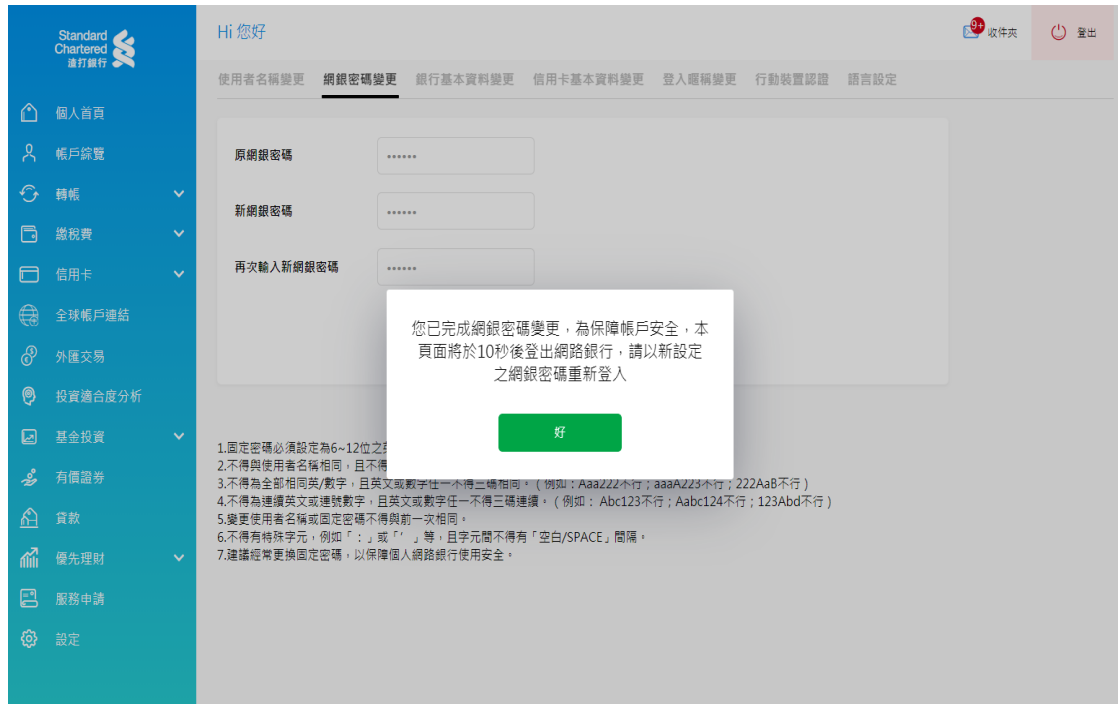
Confirm New Password *****

Back to Settings Confirm

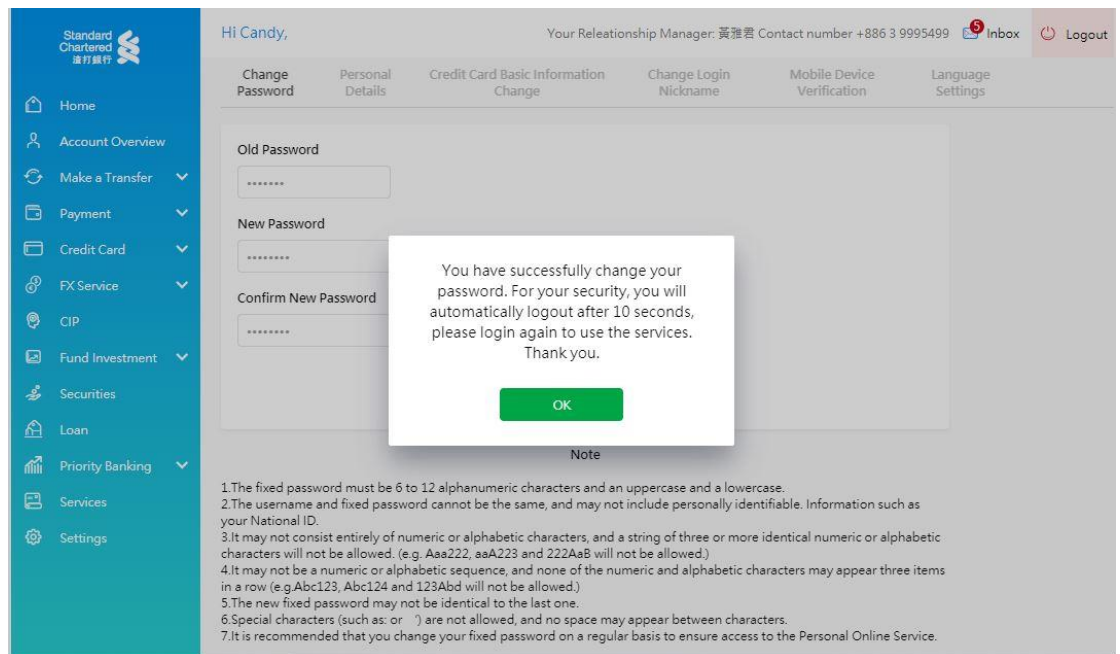
Note

1. The fixed password must be 6 to 12 alphanumeric characters and an uppercase and a lowercase.
2. The username and fixed password cannot be the same, and may not include personally identifiable information such as your National ID.
3. It may not consist entirely of numeric or alphabetic characters, and a string of three or more identical numeric or alphabetic characters will not be allowed. (e.g. Aaa222, aaA223 and 222AaB will not be allowed.)
4. It may not be a numeric or alphabetic sequence, and none of the numeric and alphabetic characters may appear three items in a row (e.g. Abc123, Abc124 and 123Abd will not be allowed.)
5. The new fixed password may not be identical to the last one.
6. Special characters (such as : or ') are not allowed, and no space may appear between characters.
7. It is recommended that you change your fixed password on a regular basis to ensure access to the Personal Online Service.

步驟 2. 變更完成

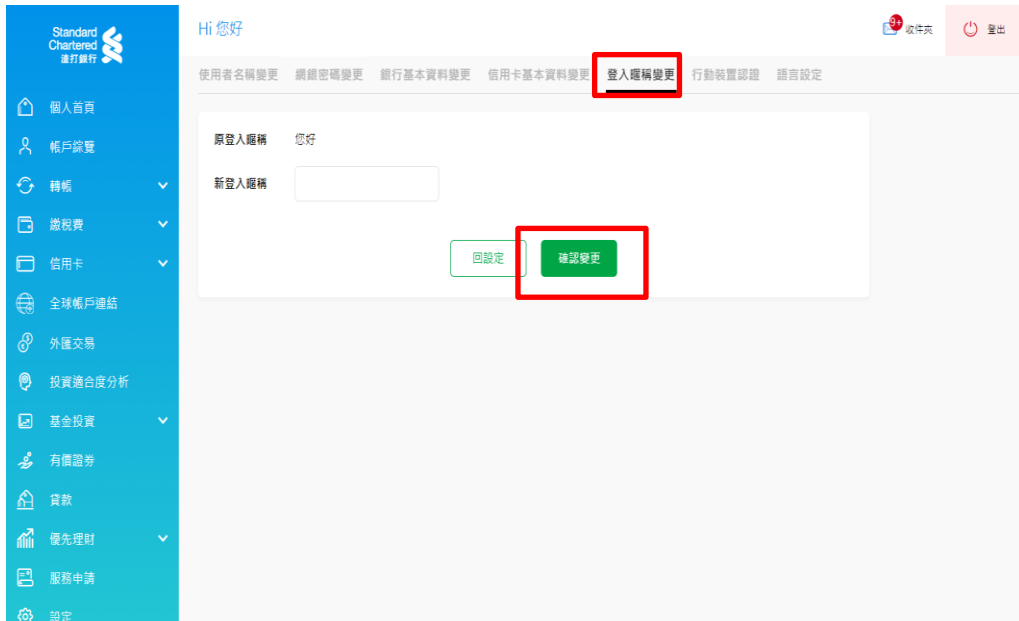


Step 2. Change Completed



3. 登入暱稱變更 Change Login Nickname

步驟 1. 輸入相關欄位
→ 確認變更



Standard Chartered 渣打銀行

Hi 您好

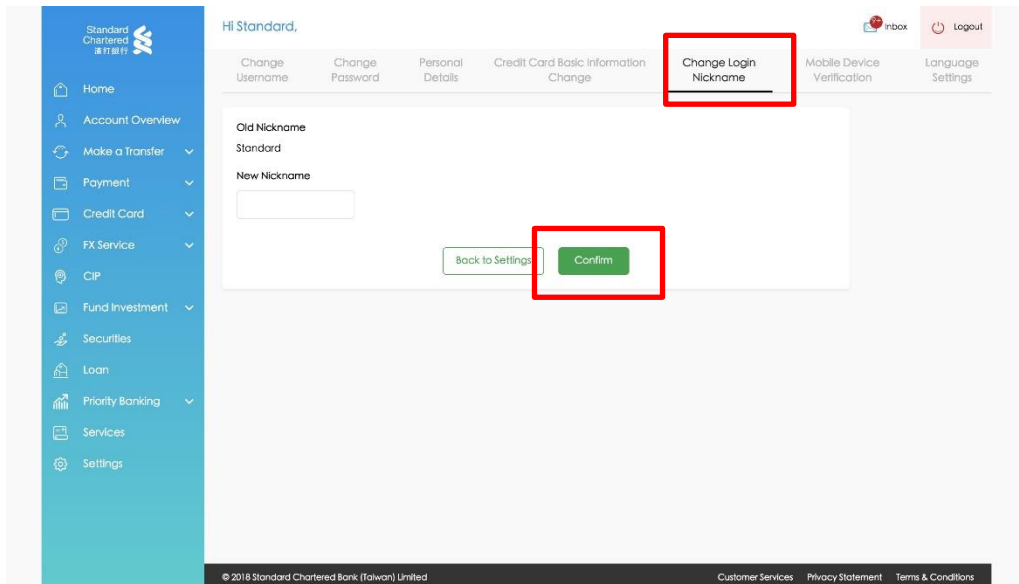
[使用者名稱變更](#)
[網銀密碼變更](#)
[銀行基本資料變更](#)
[信用卡基本資料變更](#)
[登入暱稱變更](#)
[行動裝置認證](#)
[語言設定](#)

原登入暱稱 您好

新登入暱稱

[回設定](#)
[確認變更](#)

Step 1. Enter the
columns
→ Confirm



Standard Chartered 渣打銀行

Hi Standard,

[Change Username](#)
[Change Password](#)
[Personal Details](#)
[Credit Card Basic Information Change](#)
[Change Login Nickname](#)
[Mobile Device Verification](#)
[Language Settings](#)

[Inbox](#)
[Logout](#)

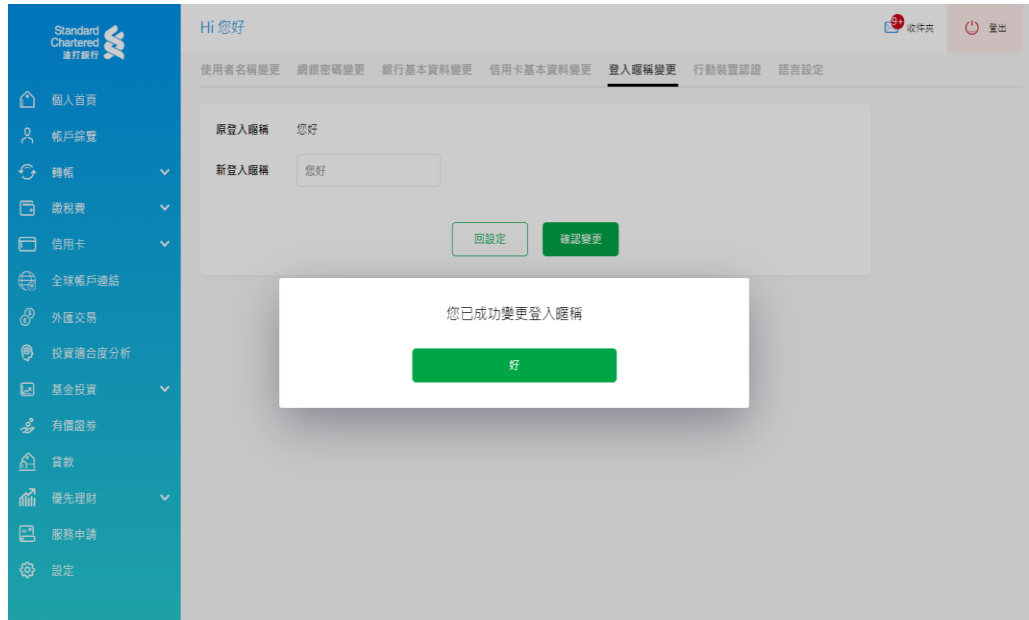
Old Nickname
Standard

New Nickname

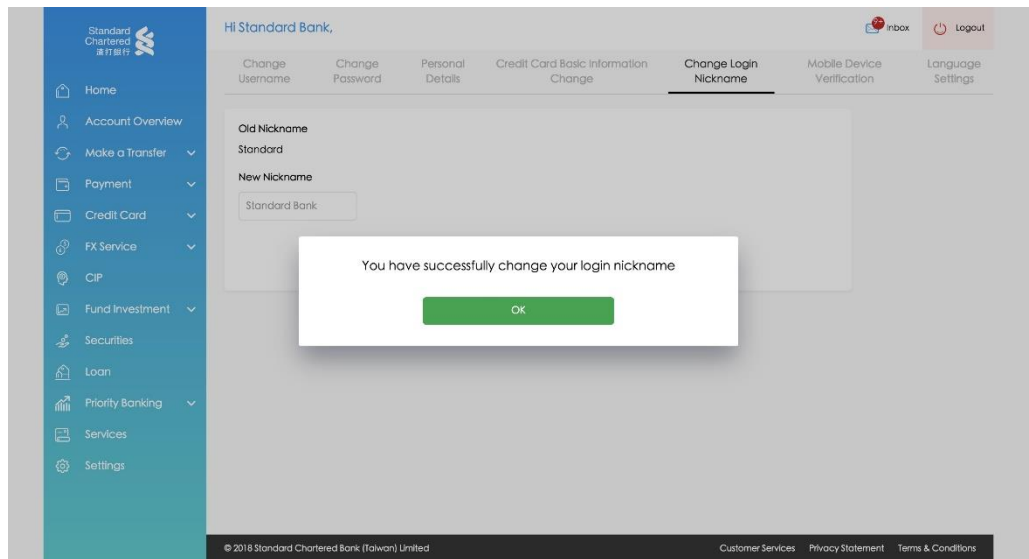
[Back to Settings](#)
[Confirm](#)

© 2018 Standard Chartered Bank (Taiwan) Limited [Customer Services](#) [Privacy Statement](#) [Terms & Conditions](#)

步驟 2. 變更完成



Step 2. Change Completed



4. 行動裝置認證 Mobile Device Verification

點選垃圾桶可以刪除
該裝置



Hi 您好

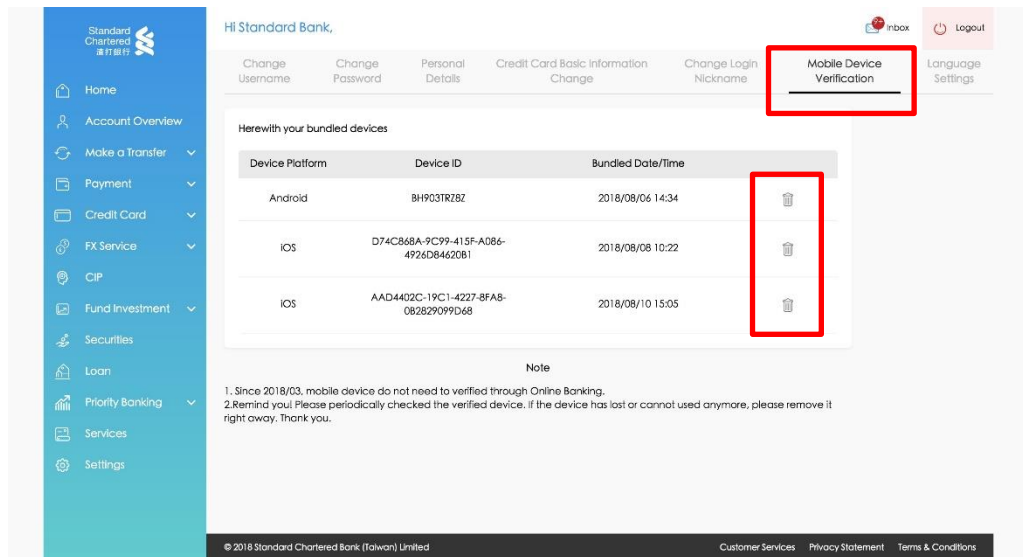
以下為您目前綁定的行動裝置

裝置平台	裝置機別碼	認證日期/時間
iOS	71D3782D-F92D-467E-852F-9D124FFC80D4	2020/11/13 15:36
Android	277c6bc169319cff	2020/11/16 23:12
iOS	C2EB784A-CF0D-411F-8323-D4DDEE7B12A6	2020/11/19 17:46

說明事項

1. 2018年3月起，行動裝置不再需要透過網銀綁定。
2. 提醒您定期檢查已經綁定的裝置，若裝置遺失或已經不再使用，建議您立即移除。

Click the button to
delete the device



Hi Standard Bank.

Herewith your bundled devices

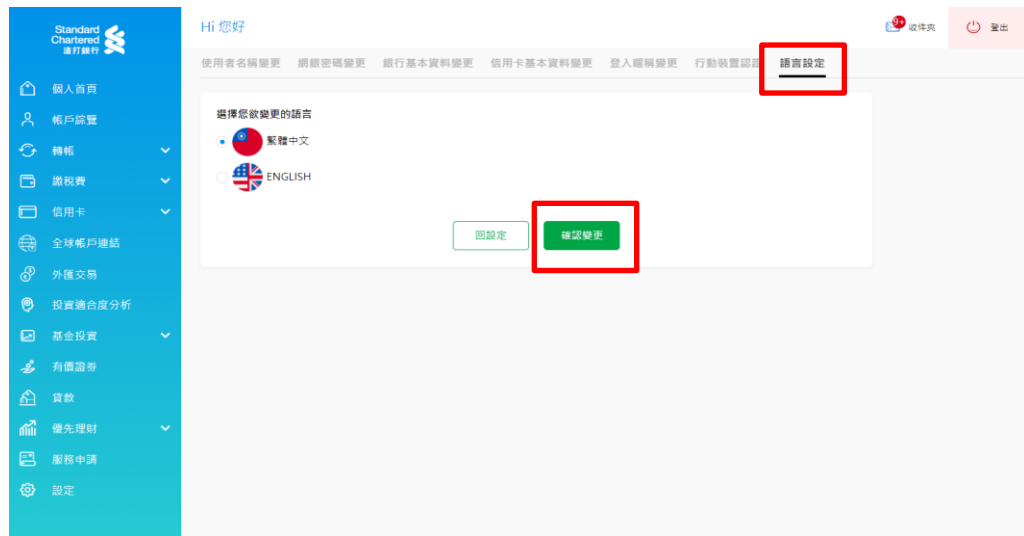
Device Platform	Device ID	Bundled Date/Time
Android	BH903TR28Z	2018/08/06 14:34
iOS	D74C868A-9C99-415F-A086-4926D84620B1	2018/08/08 10:22
iOS	AAD4402C-19C1-4227-8FAB-082829099D68	2018/08/10 15:05

Note

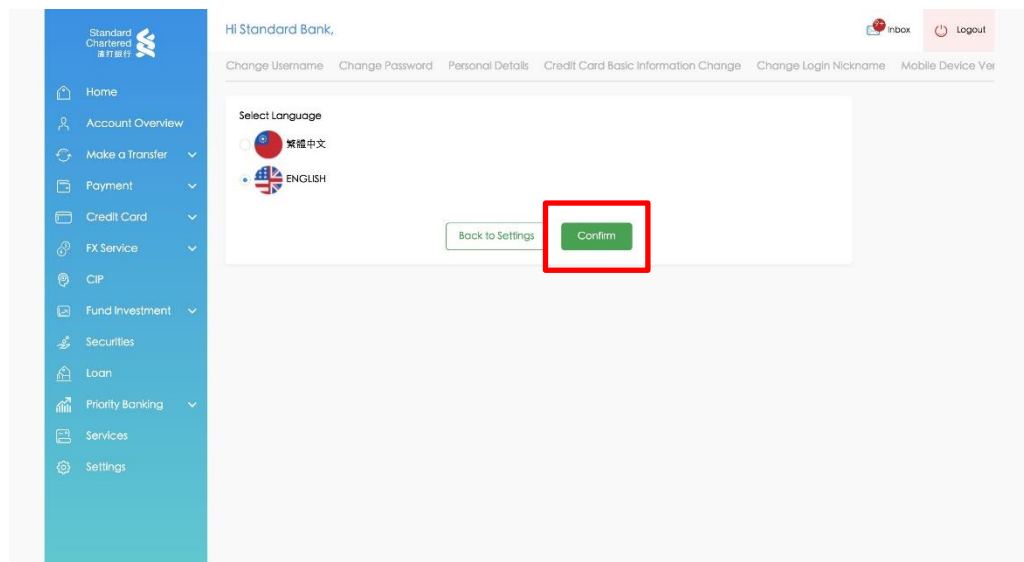
1. Since 2018/03, mobile device do not need to be verified through Online Banking.
2. Remind you, Please periodically checked the verified device. If the device has lost or cannot used anymore, please remove it right away. Thank you.

5. 語言設定 Language Setting

選擇語言
→ 確認變更



Select language
→ Confirm



6. 銀行基本資料變更 Personal Details

步驟 1. 輸入相關欄位
→ 下一步

Standard Chartered 渣打銀行

Hi 您好

銀行基本資料變更

電子信箱
ken.lin1@●●●●●●

住家電話
0289850●●●●
舉例：請輸入0266113144

原通訊地址
24146新北市三重區正義●●●●●●●●

新通訊地址
郵遞區號 請選擇縣市 請選擇鄉鎮(市)區 請選擇路(街)或鄉里名稱

非必填，可輸入備註(5碼)

同時異動信用卡資料

回設定 下一步

說明事項

1.生效時間說明：銀行資料即時生效，信用卡資料將於次日生效，若您於非營業日異動，實際生效日為後續之第二個營業日，如您異動日為週六，實際生效日為下週二，請您留意。
2.若您的綜合月結單多次寄送未寄達，將停止寄送，當您異動電子信箱或通訊地址時，次月起綜合月結單將改以紙本方式寄送，若您欲變更為電子結和月結單，請回「設定」首頁-電子月結單申請。

Step 1. Enter the columns
→ Next

Standard Chartered 渣打銀行

Hi 您好

Personal Details

Email Address
ken.lin1@●●●●●●

Home Phone Number
0289850●●●●
e.g. please enter 0266113144

Original Mailing Address
10058臺北市中正區●●●●●●●●

New Mailing Address
Post Code Select county Select village Please select Road/Street

Optional

Change the credit card information in the same time

Back to Settings Next

Note

1. Effective Time Description: Banking information is valid now, credit card information will be valid tomorrow. If your change date is Sunday, please note that your actual effective date will start from Tuesday.

步驟 2. 輸入簡訊密碼
碼
→ 確認變更

Standard Chartered 渣打銀行

Hi 您好

使用者名稱變更 網銀密碼變更 **銀行基本資料變更** 信用卡基本資料變更 登入密碼變更 行動裝置認證 語言設定

同時異動信用卡資料

變更前: 電子信箱 ken.lin1@●●●●●●

變更後: 電子信箱 scb@sc.com

我們將寄發簡訊給您，請您在100秒內輸入6位數簡訊密碼
輸入前請先確認網頁識別碼 2409

輸入簡訊密碼:

若您沒有收到簡訊，請點我重新寄送 (98)

返回 **確認變更**

說明事項

- 請確認您行動電話接收到的網頁識別碼與網頁顯示是否相同，並於100秒內輸入接收到的簡訊密碼，若逾時未輸入，視同取消交易。
- 提醒您，請務必確認行動電話為開機狀態、簡訊接收容量足夠，且門號未拒接商務簡訊。
- 若您的綜合月結單多次寄送未寄達，將停止寄送，為您異動電子信箱或通訊地址時，次月起綜合月結單將改以基本方式寄送，若您欲變更為電子結單和月結單，請回“設定”頁頁-電子月結單申請。

Step 2. Enter the
SMS OTP
→ Confirm

Standard Chartered 渣打銀行

Hi 您好

Change Username Change Password **Personal Details** Credit Card Basic Information Change Change Login Nickname Mobile Device Verification Language Settings

Change the credit card information in the same time

Before Change: Email Address ken.lin1@●●●●●●

After Change: Email Address scb@sc.com

An OTP (one-time password) has been sent to your designated Mobile Number.
Check the webpage identifier number before you enter OTP 3015

Enter OTP:

Resend OTP (99)

Back **Confirm**

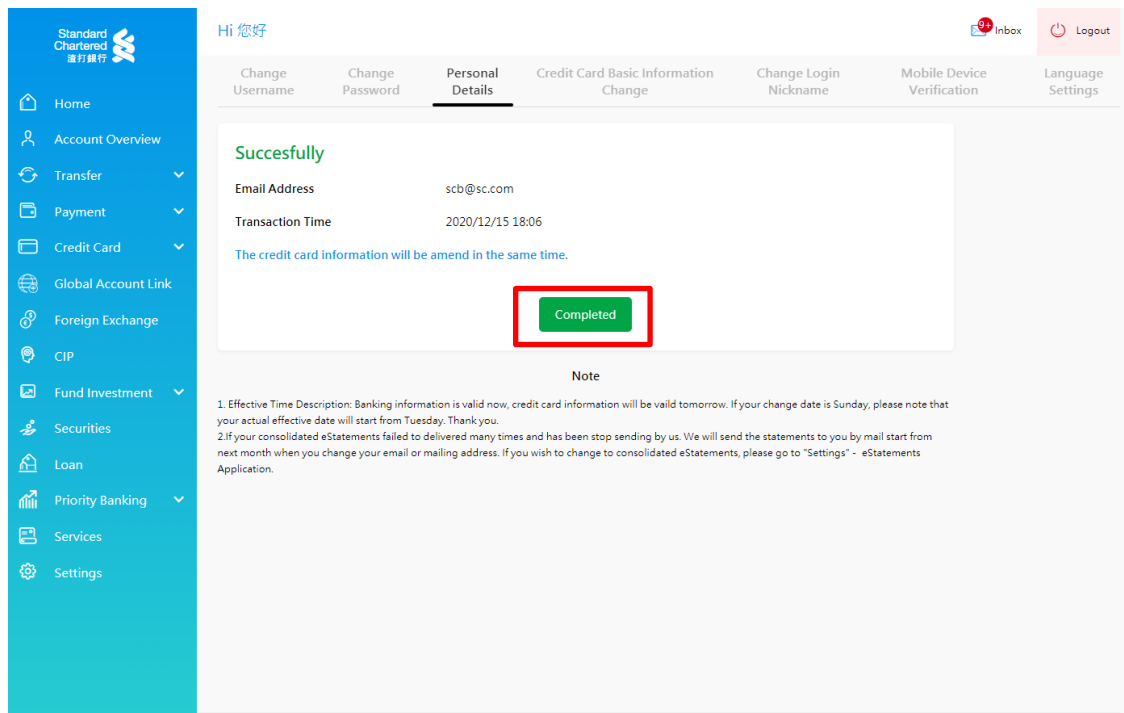
Note

- Please verify if the Webpage ID sent to your mobile phone is the same as what is shown on the web page. Please enter the SMS OTP within 100 seconds upon your receipt. If you do not enter the code within the given time, this will be taken as the cancellation of transaction.
- Please be kindly reminded to make sure your mobile phone is switched on, has enough capacity to receive incoming SMS, and does not block any commercial SMS.
- If your eStatements failed to delivered many times and has been stop sending by us. When you change your email or mailing address, we will send the statements to you by mail start from next month.

步驟 3. 變更完成
→ 完成



Step 3. Change Completed
→ Completed



7. 信用卡基本資料變更 Credit Card Bank Information Change

步驟 1. 輸入相關欄位
→ 下一步

The screenshot shows the Chinese version of the Standard Chartered online banking interface. The left sidebar contains various service options. The main content area is titled 'Hi 您好' and features a navigation bar with '信用卡基本資料變更' (Credit Card Basic Information Change) highlighted in a red box. Below the navigation bar, there are input fields for '電子信箱' (Email Address), '住家電話' (Home Phone Number), '原通訊地址' (Original Mailing Address), and '新通訊地址' (New Mailing Address). The 'New Mailing Address' section includes dropdown menus for '郵遞區號' (Post Code), '請選擇縣市' (Select county), '請選擇鄉鎮(市區)' (Select village), and '請選擇路(街)或鄉里名稱' (Please select Road/Street). There are also input fields for street names and a checkbox for '同時異動銀行資料' (Change the banking information in the same time). At the bottom, there are '回設定' (Back to Settings) and '下一步' (Next) buttons, with the 'Next' button highlighted in a red box.

Step 1. Enter the columns
→ Next

The screenshot shows the English version of the Standard Chartered online banking interface. The left sidebar contains various service options. The main content area is titled 'Hi 您好' and features a navigation bar with 'Credit Card Basic Information Change' highlighted in a red box. Below the navigation bar, there are input fields for 'Email Address', 'Home Phone Number', 'Original Mailing Address', and 'New Mailing Address'. The 'New Mailing Address' section includes dropdown menus for 'Post Code', 'Select county', 'Select village', and 'Please select Road/Street'. There are also input fields for street names and a checkbox for 'Change the banking information in the same time'. At the bottom, there are 'Back to Settings' and 'Next' buttons, with the 'Next' button highlighted in a red box. A 'Note' section at the bottom provides additional information about the effective time of the changes.

步驟 2. 輸入簡訊密碼

→ 確認變更

Standard Chartered 渣打銀行

Hi 您好

使用者名稱變更 網銀密碼變更 銀行基本資料變更 **信用卡基本資料變更** 登入名稱變更 行動裝置認證 語言設定

同時異動銀行資料

變更前 變更後

通訊地址 新北市三重區正義●●●●●● 通訊地址 臺北市中正

我們將寄發簡訊給您，請您在100秒內輸入6位數簡訊密碼

輸入前請先確認網頁識別碼 0984

輸入簡訊密碼

若您沒有收到簡訊，請點我重新寄送 (98)

說明事項

- 1.請確認您行動電話接收到的網頁識別碼與網頁顯示是否相同，並於100秒內輸入接收到的簡訊密碼，若逾時未輸入，視同取消交易。
- 2.提醒您，請務必確認行動電話為開機狀態，簡訊接收容量足夠，且門號未拒接商務簡訊。
- 3.若您的綜合月結單多次寄送未考慮，將停止寄送，當您異動電子信箱或通訊地址時，次月起綜合月結單將改以紙本方式寄送，若您欲變更為電子結和月結單，請回“設定”首頁-電子月結單申請。

Step 2. Enter the

SMS OTP

→ Confirm

Standard Chartered 渣打銀行

Hi 您好

Change Password Personal Details **Credit Card Basic Information Change** Change Login Nickname Mobile Device Verification Language Settings

Change the banking information in the same time

Before Change After Change

Email Address scb@●●●●●● Email Address scb@sc.com

An OTP (one-time password) has been sent to your designated Mobile Number.

Check the webpage identifier number before you enter OTP 5243

Enter OTP

Resend OTP (99)

Note

- 1.Please verify if the Webpage ID sent to your mobile phone is the same as what is shown on the web page. Please enter the SMS OTP within 100 seconds upon your receipt. If you do not enter the code within the given time, this will be taken as the cancellation of transaction.
- 2.Please be kindly reminded to make sure your mobile phone is switched on, has enough capacity to receive incoming SMS, and does not block any commercial SMS.
- 3.If your eStatements failed to delivered many times and has been stop sending by us. When you change your email or mailing address, we will send the statements to you by mail start from next month.

步驟 3. 變更完成

Standard Chartered 渣打銀行

Hi 您好

收件夾 登出

使用者名稱變更 網銀密碼變更 銀行基本資料變更 **信用卡基本資料變更** 登入憑稱變更 行動裝置認證 語言設定

變更成功

通訊地址 臺北市中1

交易時間 2020/12/15 17:26

已同時異動銀行資料

完成

說明事項

1.生效時間說明: 銀行資料即時生效, 信用卡資料將於次日生效, 若您於非營業日異動, 實際生效日為後續之第二個營業日, 如: 您異動日為週六, 實際生效日為下週二, 請您留意。
 2.若您的綜合月結單多次寄送未寄達, 將停止寄送, 當您異動電子信箱或通訊地址時, 次月起綜合月結單將改以紙本方式寄送, 若您欲變更為電子線和月結單, 請回"設定" 首頁-電子月結單申請。

Step 3. Change Completed

Standard Chartered 渣打銀行

Hi 您好

Inbox Logout

Change Password Personal Details **Credit Card Basic Information Change** Change Login Nickname Mobile Device Verification Language Settings

Successfully

Email Address scb

Transaction Time 2020/12/15 18:09

The Banking information is amend in the same time.

Completed

Note

1. Effective Time Description: Banking information is valid now, credit card information will be valid tomorrow. If your change date is Sunday, please note that your actual effective date will start from Tuesday. Thank you.
 2. If your consolidated eStatements failed to delivered many times and has been stop sending by us. We will send the statements to you by mail start from next month when you change your email or mailing address. If you wish to change to consolidated eStatements, please go to "Settings" - eStatements Application.

8. 帳號暱稱編輯 Edit Account Nickname

共分為【常用帳號】、【約定帳號】、【信用卡】

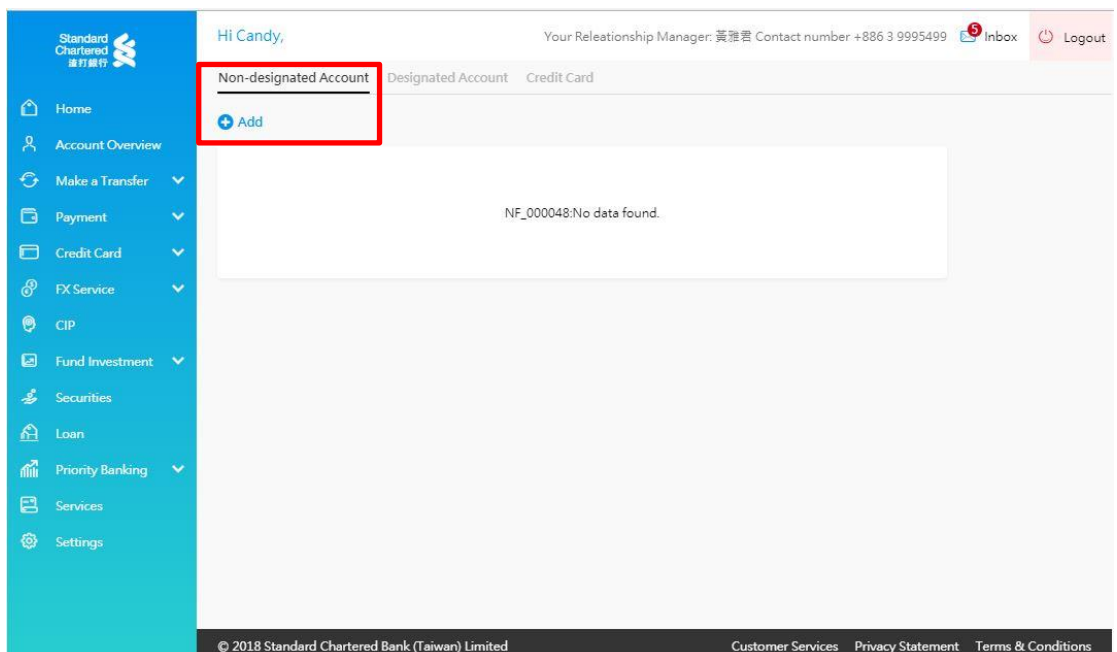
Including 【Non-designated Account】、【Designated Account】、【Credit Card】

8.1 常用帳號暱稱編輯 Edit Non-designated Account Nickname

步驟 1. 新增

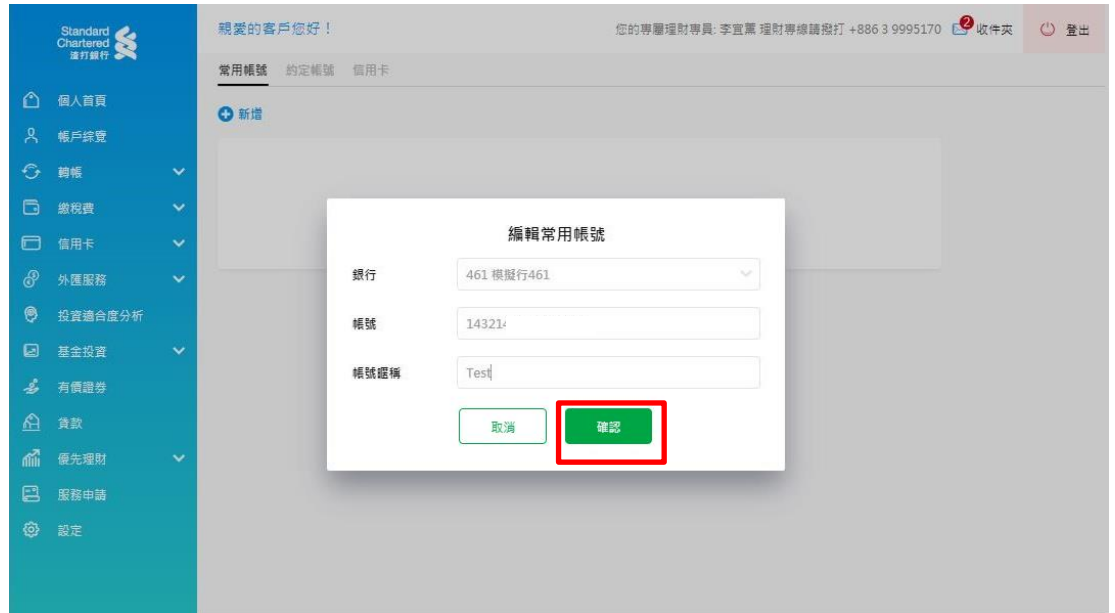


Step 1. Add



步驟 2. 輸入相關欄位

→ 確認



Standard Chartered 渣打銀行

親愛的客戶您好！ 您的專屬理財專員: 李宜薰 理財專線請撥打 +886 3 9995170 收件夾 登出

常用帳號 約定帳號 信用卡

+ 新增

編輯常用帳號

銀行: 461 滙豐行461

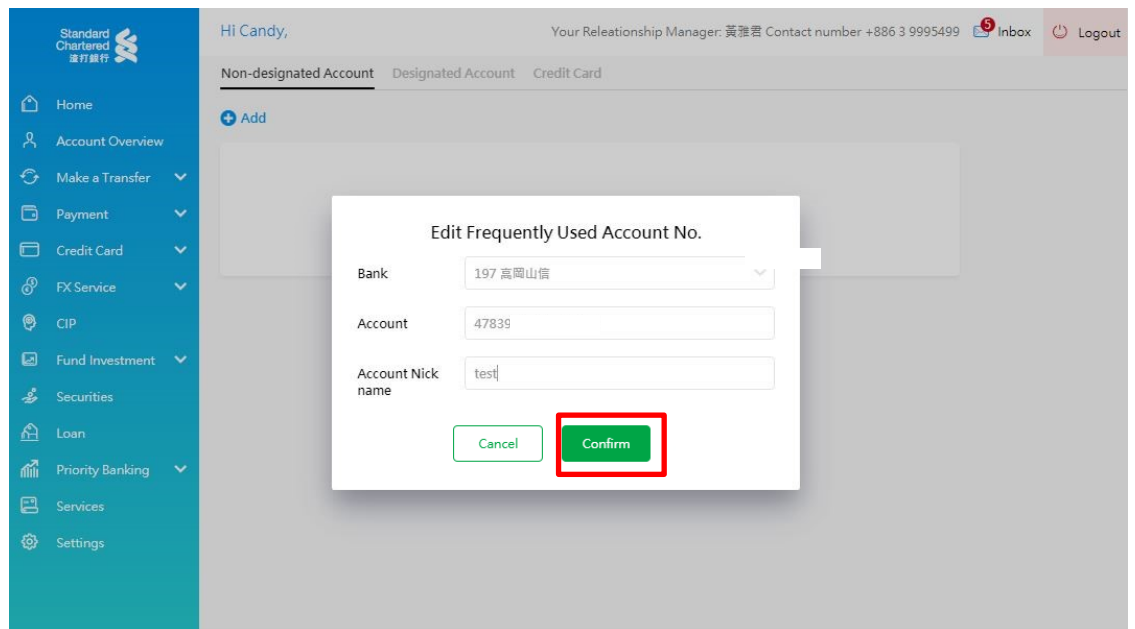
帳號: 143214

帳號暱稱: Test

取消 確認

Step 2. Enter the Column

→ Confirm



Standard Chartered 渣打銀行

Hi Candy, Your Relationship Manager: 黃雅君 Contact number +886 3 9995499 5 Inbox Logout

Non-designated Account Designated Account Credit Card

+ Add

Edit Frequently Used Account No.

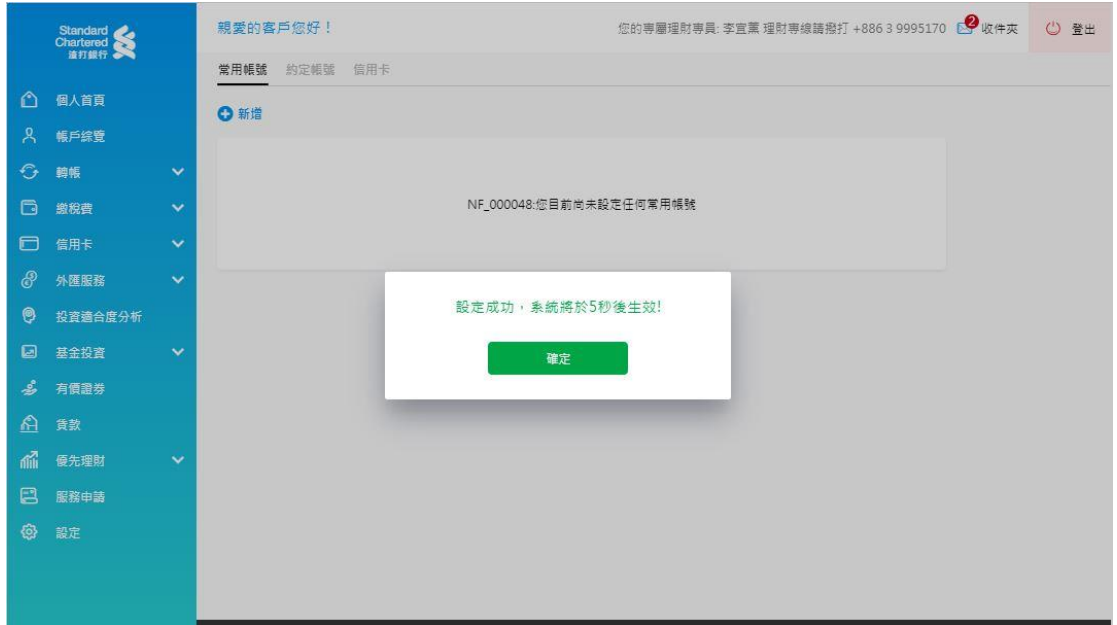
Bank: 197 高爾山債

Account: 47839

Account Nick name: test

Cancel 確認

步驟 3. 變更完成



Standard Chartered 渣打銀行

親愛的客戶您好！ 您的專屬理財專員: 李宜潔 理財專線請撥打 +886 3 9995170 2 收件夾 登出

常用帳號 約定帳號 信用卡

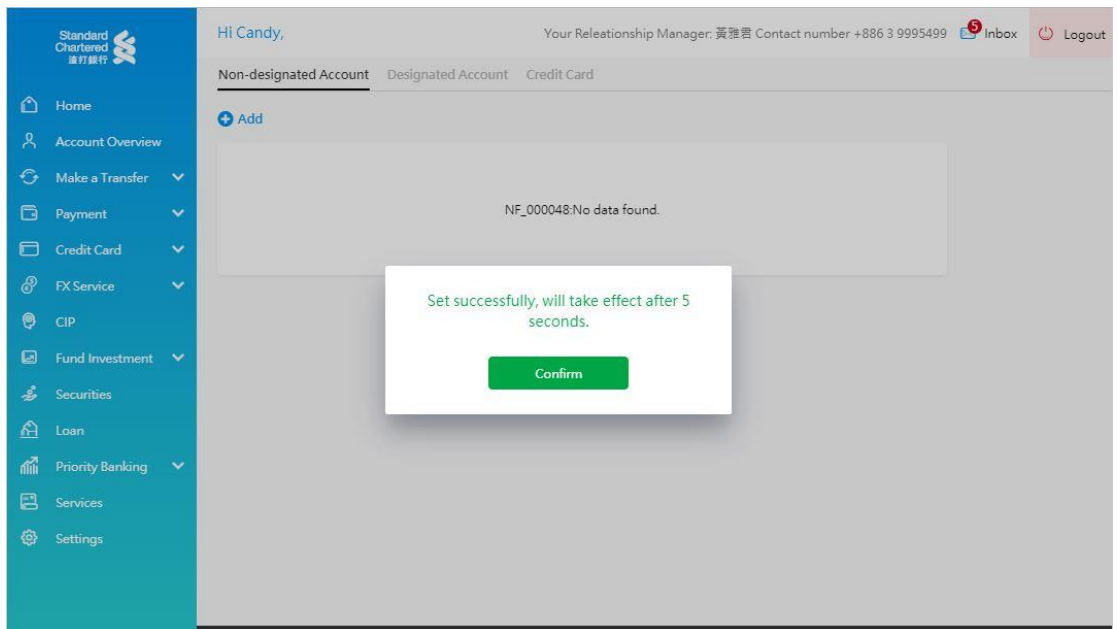
+ 新增

NF_000048:您目前尚未設定任何常用帳號

設定成功，系統將於5秒後生效!

確定

Step 3. Change Completed



Standard Chartered 渣打銀行

Hi Candy, Your Relationship Manager: 黃雅碧 Contact number +886 3 9995499 5 Inbox Logout

Non-designated Account Designated Account Credit Card

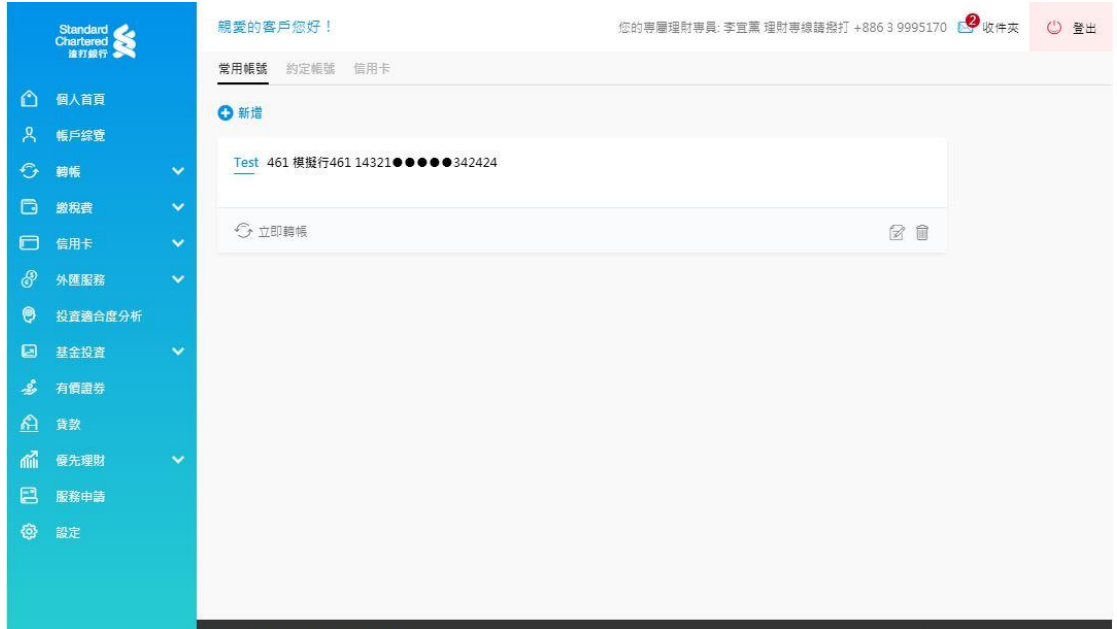
+ Add

NF_000048:No data found.

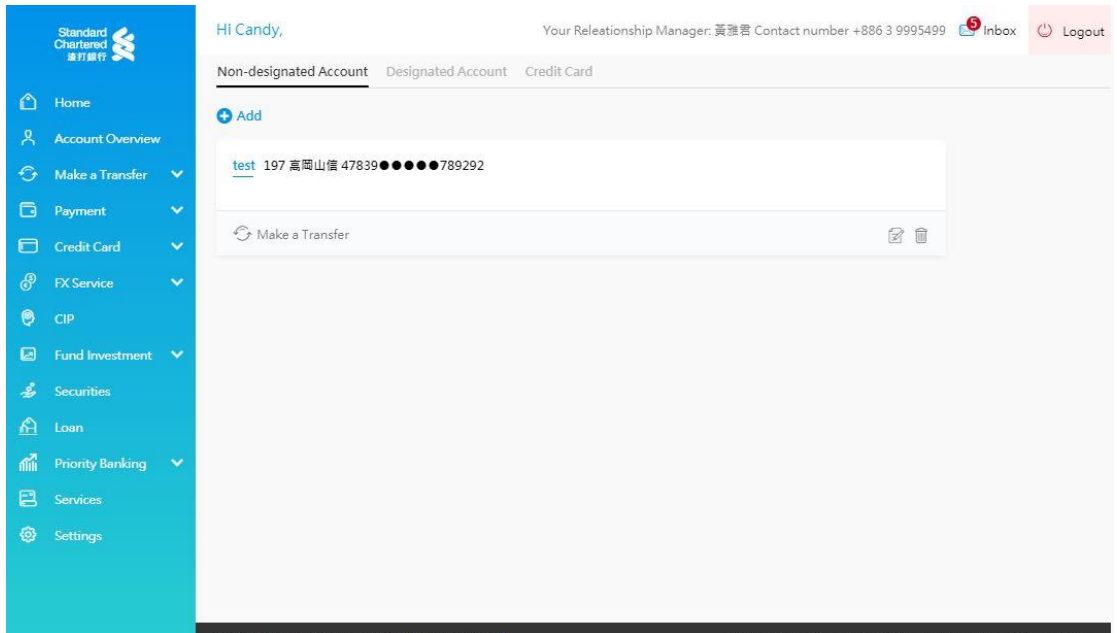
Set successfully, will take effect after 5 seconds.

Confirm

步驟 4. 變更完成狀態



Step 4. Change Completed Status

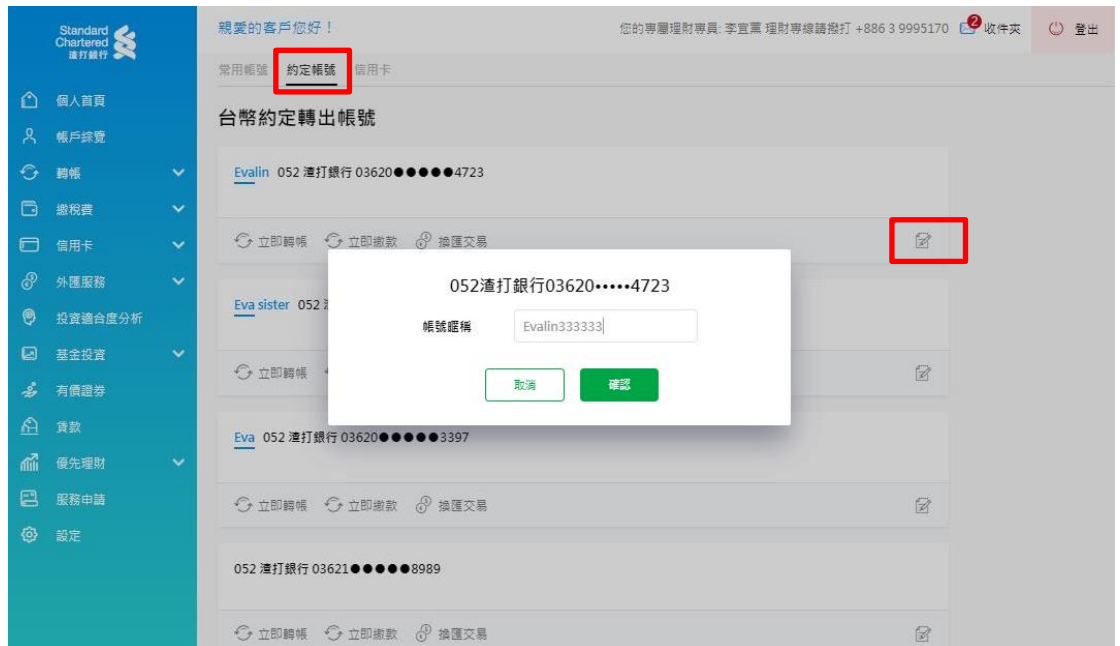


8.2 約定帳號暱稱編輯 Edit Designated Account Nickname

步驟 1. 編輯圖示

→ 輸入相關欄位

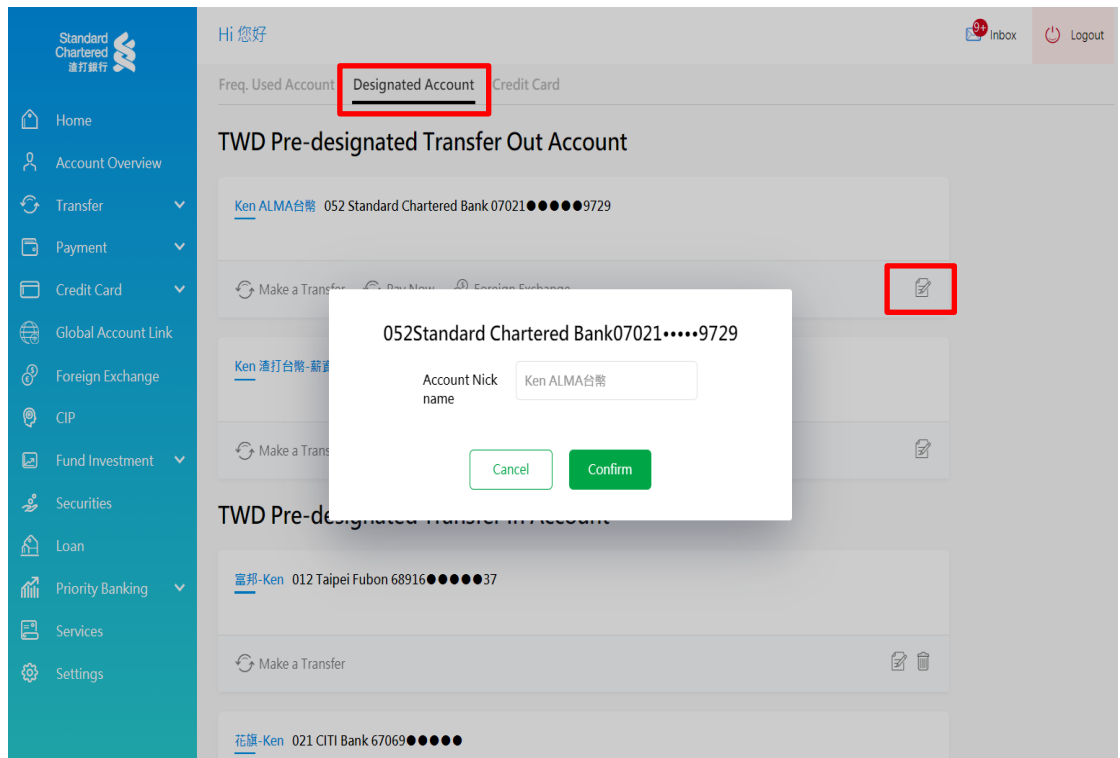
→ 確認



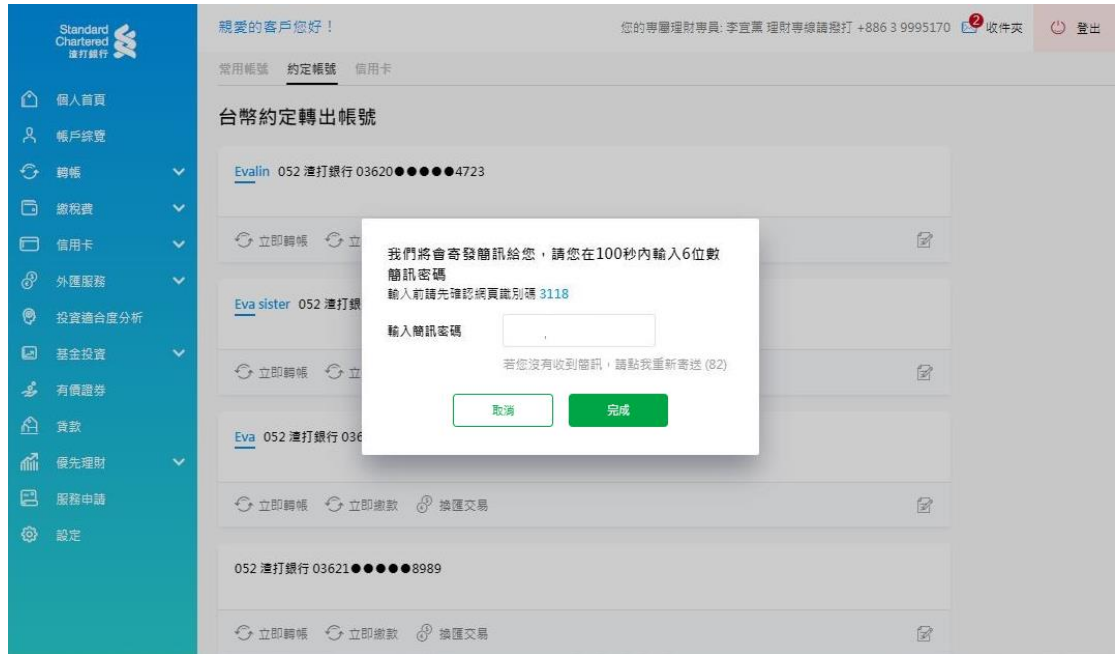
Step 1. The Edit Icon

→ Enter the column

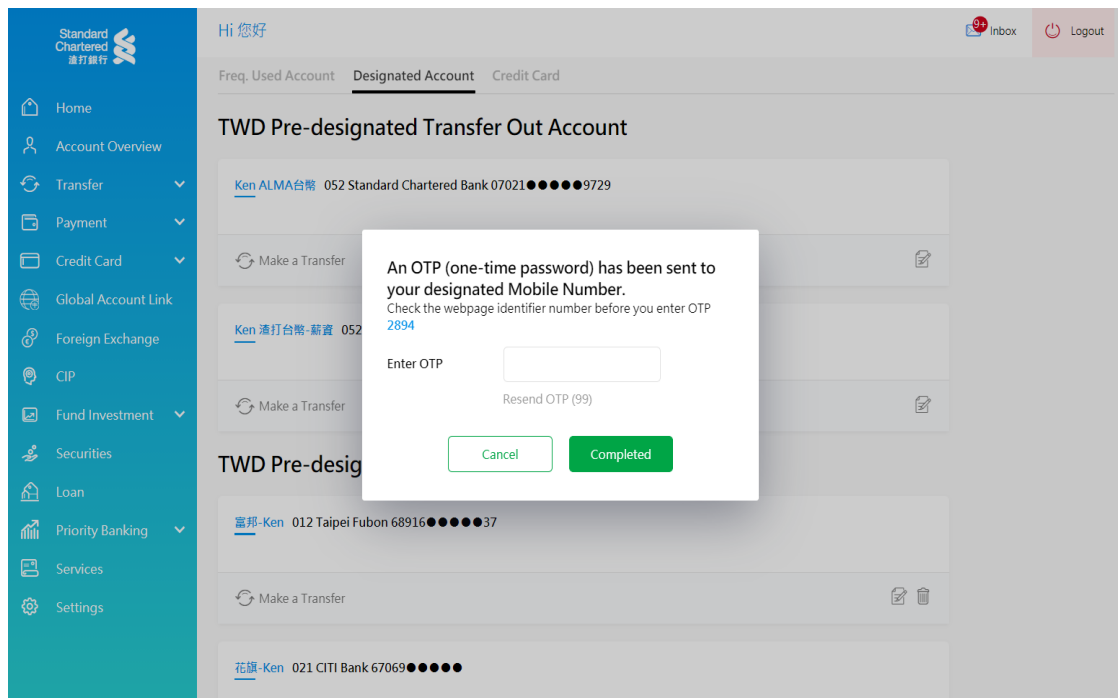
→ Confirm



步驟 2. 輸入簡訊密碼
→ 完成



Step 2. Enter the
SMS OTP
→ Completed



步驟 3. 變更完成



Standard Chartered 渣打銀行

親愛的客戶您好！ 您的專屬理財專員: 李宜潔 理財專線請撥打 +886 3 9995170 收件夾 2 登出

常用帳號 約定帳號 信用卡

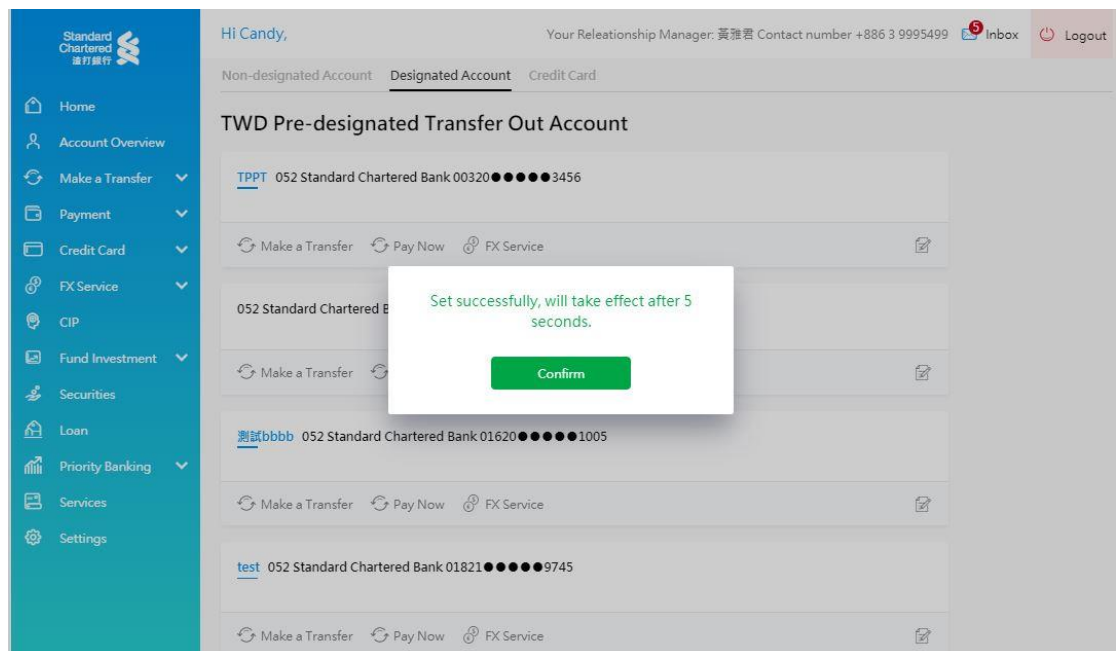
台幣約定轉出帳號

Evalin 052 渣打銀行 03620●●●●●●4723	立即轉帳 立即撥款 換匯交易
Eva sister 052 渣打銀行 03620●●●●●●8989	立即轉帳 立即撥款
Eva 052 渣打銀行 03620●●●●●●3397	立即轉帳 立即撥款 換匯交易
052 渣打銀行 03621●●●●●●8989	立即轉帳 立即撥款 換匯交易

設定成功，系統將於5秒後生效!

確定

Step 3. Change Completed



Standard Chartered 渣打銀行

Hi Candy, Your Relationship Manager: 黃雅君 Contact number +886 3 9995499 5 Inbox Logout

Non-designated Account Designated Account Credit Card

TWD Pre-designated Transfer Out Account

TPPT 052 Standard Chartered Bank 00320●●●●●●3456	Make a Transfer Pay Now FX Service
052 Standard Chartered Bank 01620●●●●●●1005	Make a Transfer
測試bbbb 052 Standard Chartered Bank 01620●●●●●●1005	Make a Transfer Pay Now FX Service
test 052 Standard Chartered Bank 01821●●●●●●9745	Make a Transfer Pay Now FX Service

Set successfully, will take effect after 5 seconds.

Confirm

8.3 信用卡暱稱編輯 Edit Credit Card Nickname

步驟 1. 編輯圖示

→ 輸入相關欄位

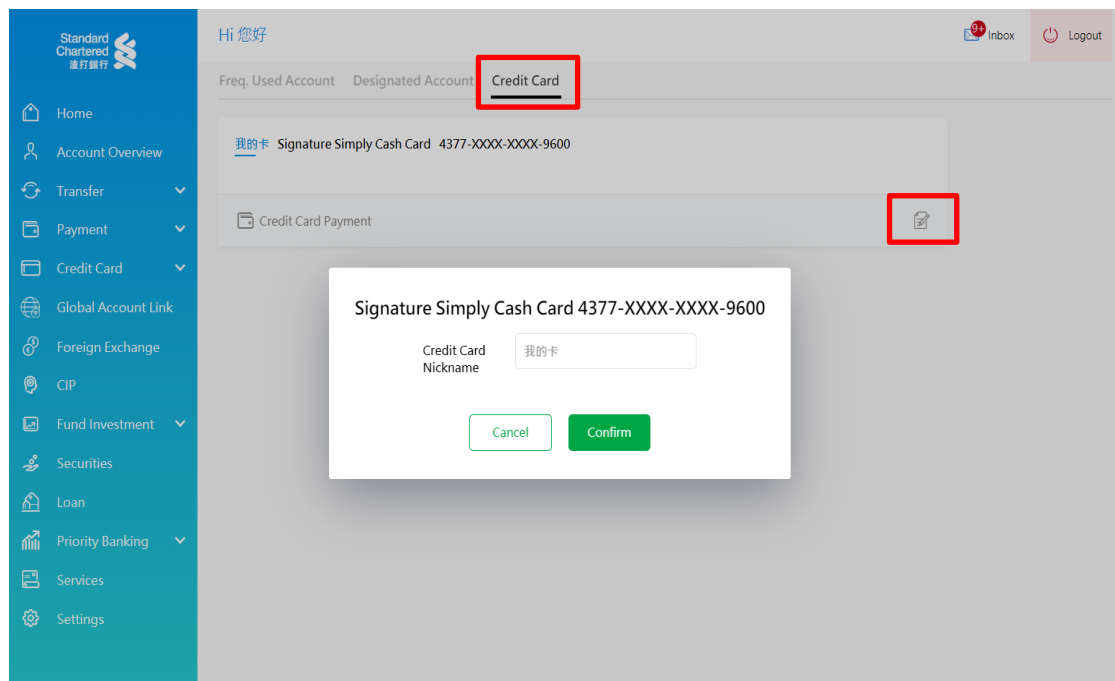
→ 確認



Step 1. The Edit Icon

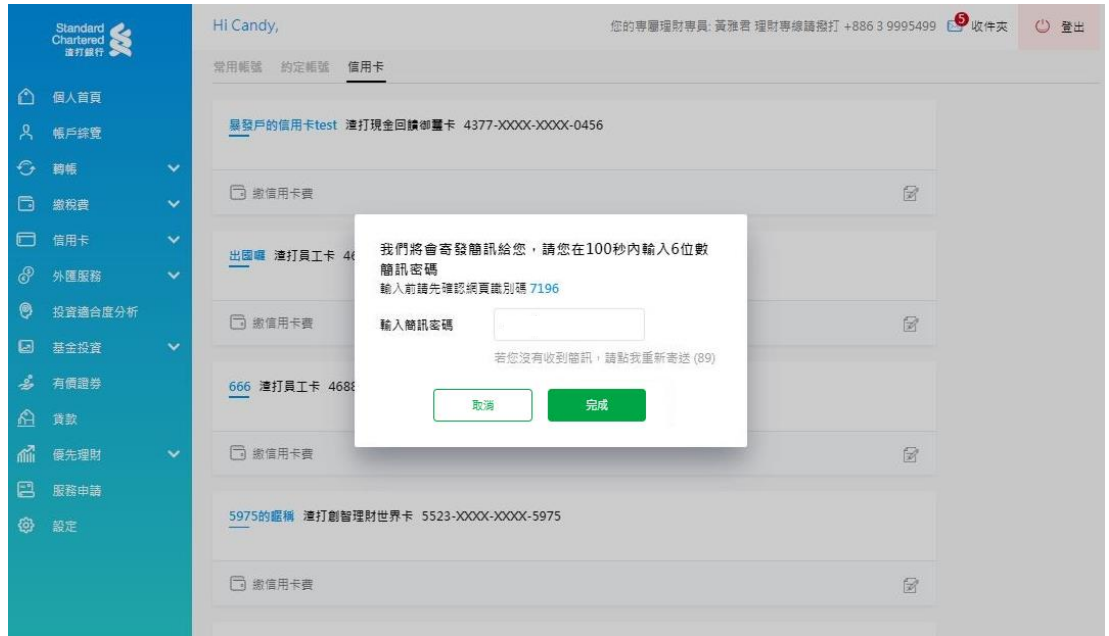
→ Enter the column

→ Confirm



步驟 2. 輸入簡訊密碼

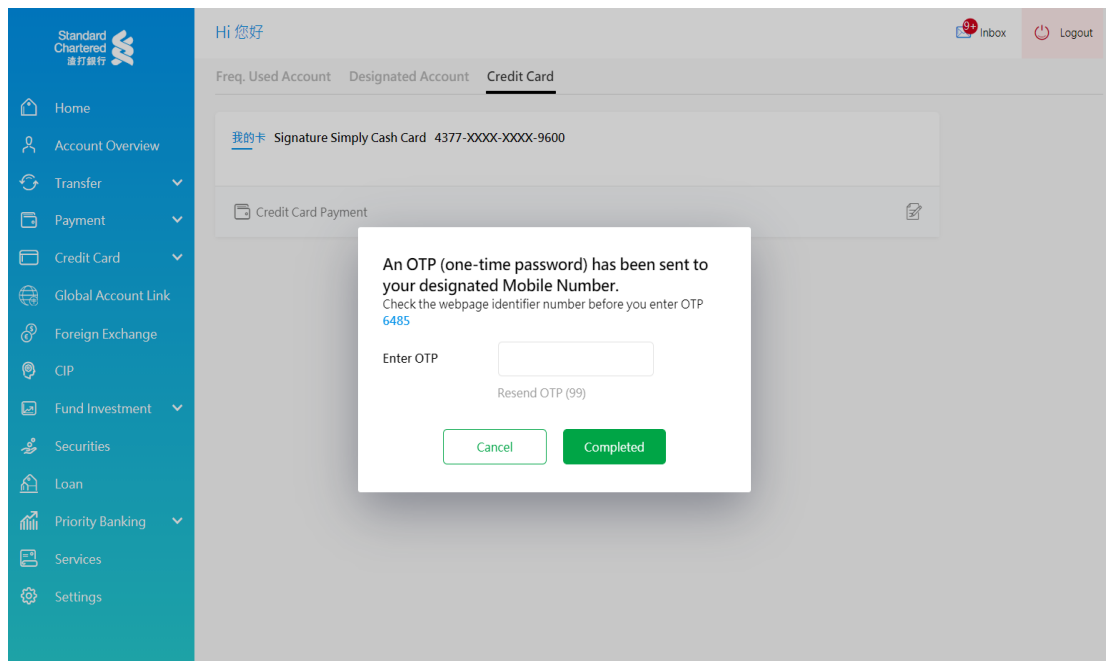
→ 完成



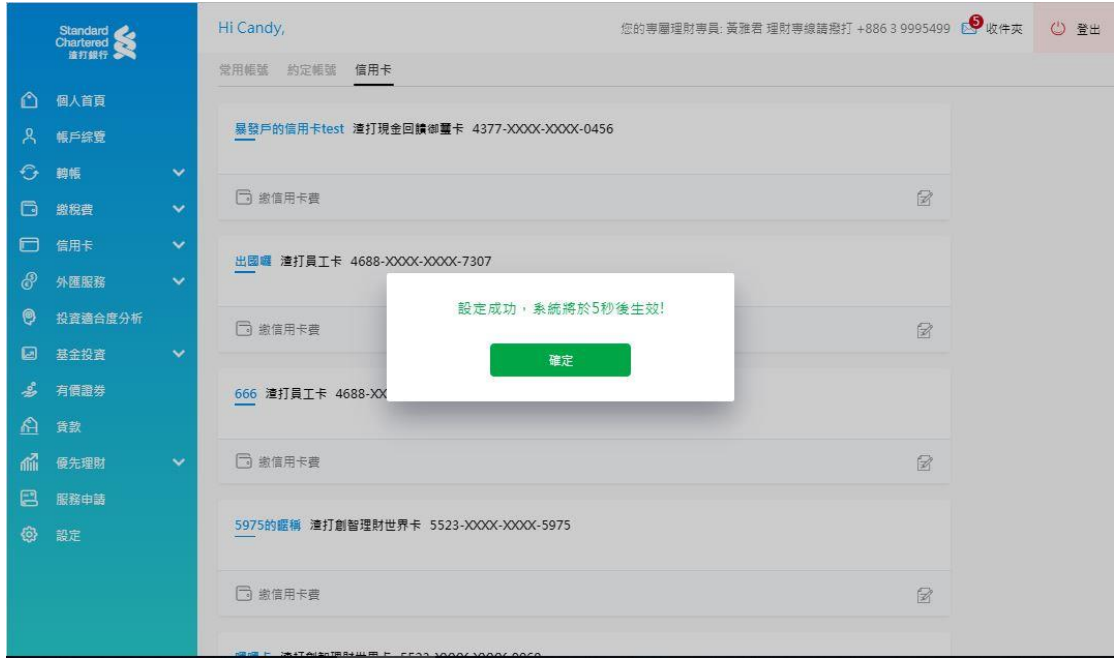
Step 2. Enter the

SMS OTP

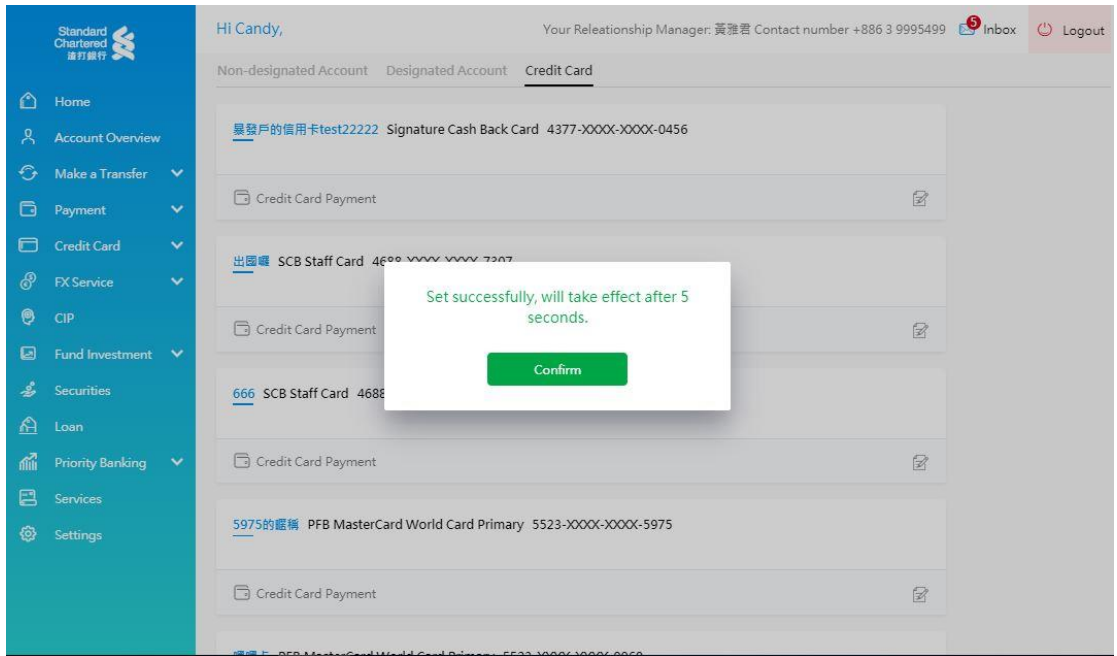
→ Completed



步驟 3. 變更完成



Step 3. Change Completed



9. 承做外國帳戶稅收遵從法聲明 Foreign Account Tax Compliance Statement

步驟 1. 輸入簡訊密碼

→ 繼續



Standard Chartered 渣打銀行

Hi 您好

收件夾 退出

承作外國帳戶稅收遵從法聲明(FATCA)

我們將會寄發簡訊給您，請您在100秒內輸入6位數簡訊密碼

輸入簡訊號碼 7307

輸入簡訊密碼

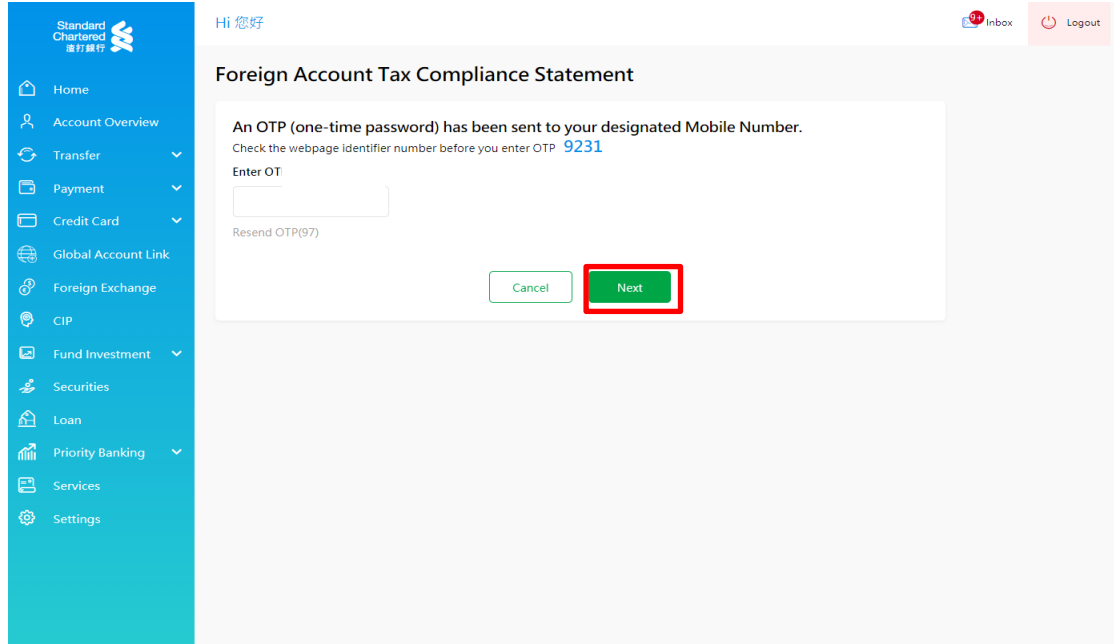
若您沒有收到簡訊，請點我重新寄送(100)

取消 繼續

Step 1. Enter the

SMS OTP

→ Next



Standard Chartered 渣打銀行

Hi 您好

Inbox Logout

Foreign Account Tax Compliance Statement

An OTP (one-time password) has been sent to your designated Mobile Number.
Check the webpage Identifier number before you enter OTP 9231

Enter OTP

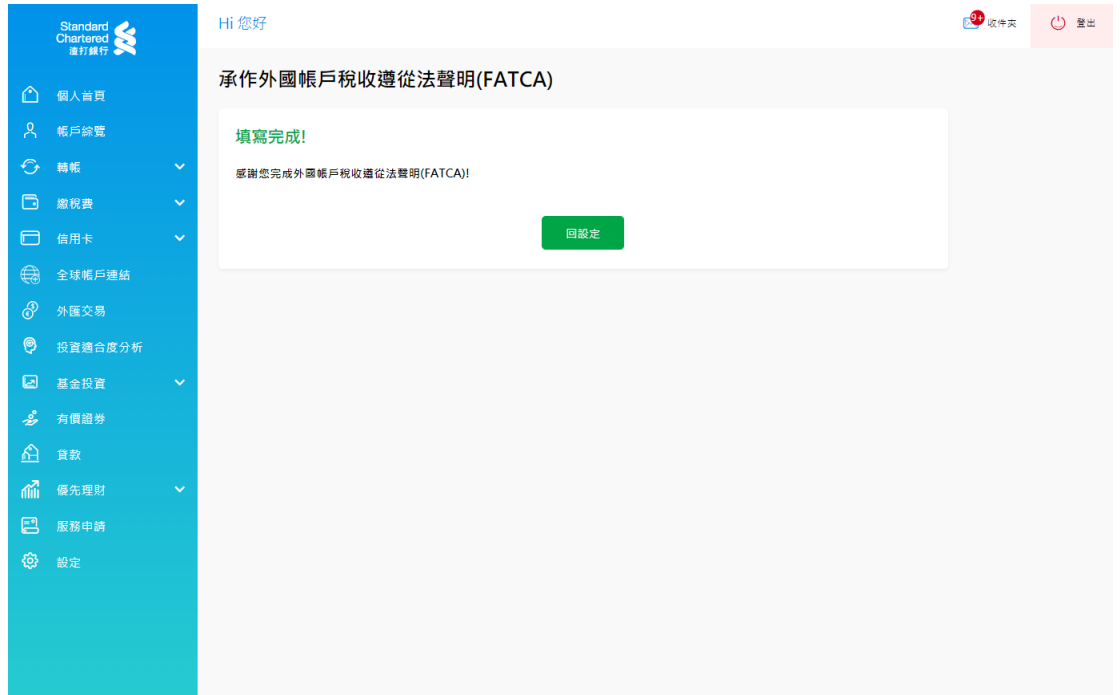
Resend OTP(97)

Cancel Next

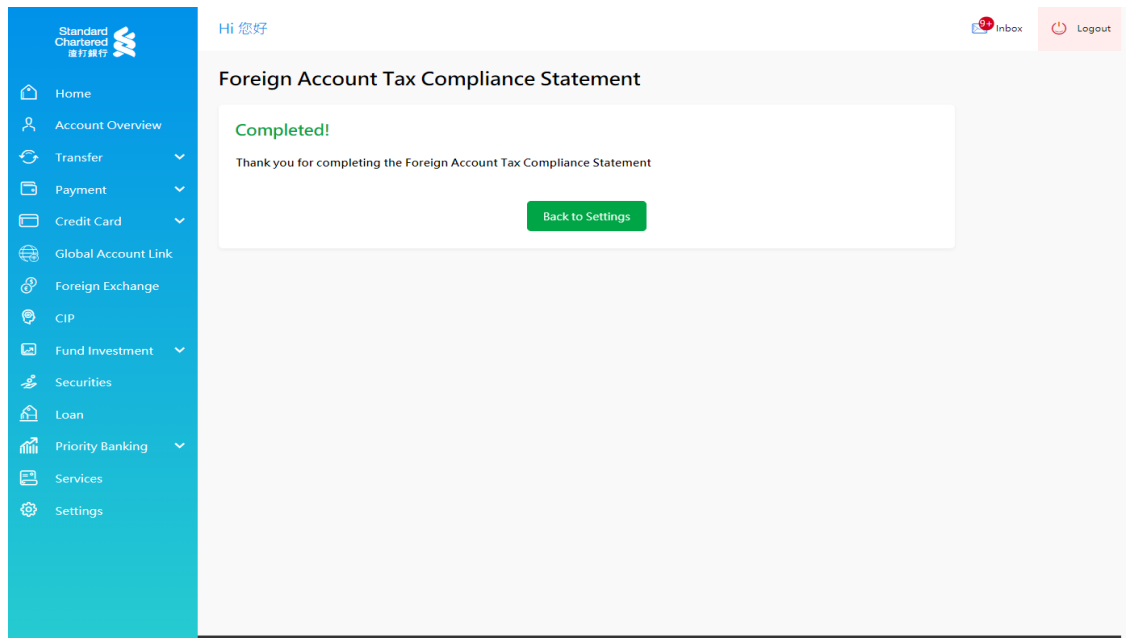
步驟 2. 選擇各項欄位資訊
→ 填寫完畢

Step 2. Check the information in the columns
→ Completed

步驟 3. 完成頁

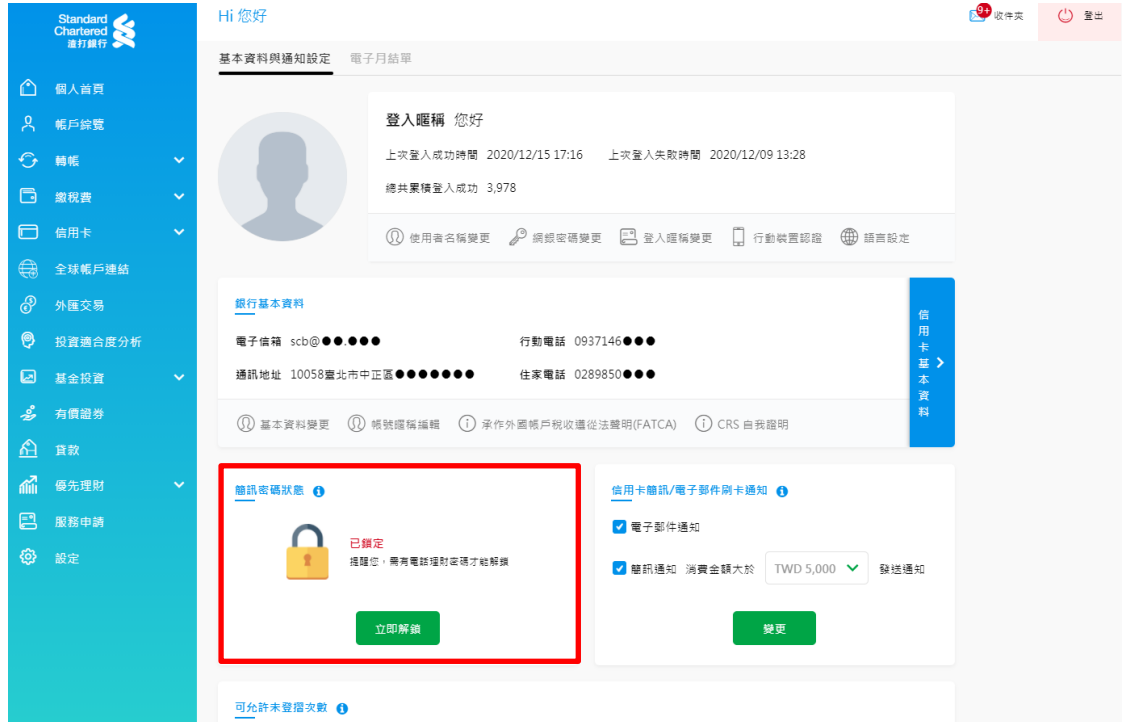


Step 3. Completed

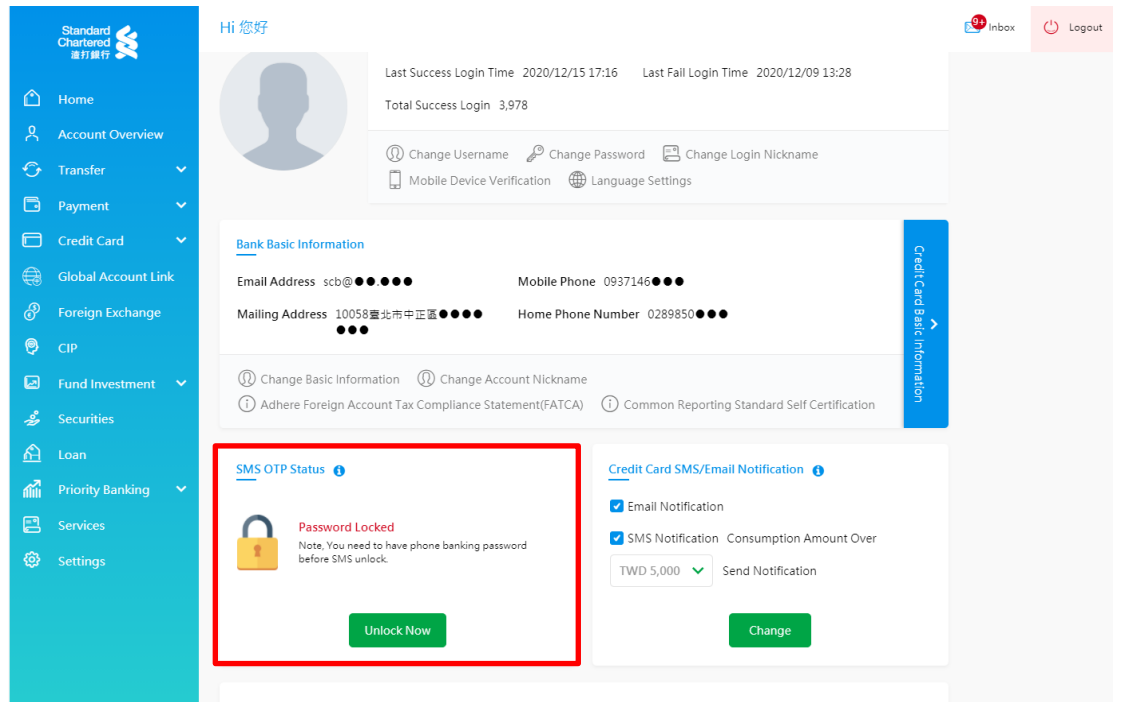


10. 簡訊密碼解鎖 SMS OTP

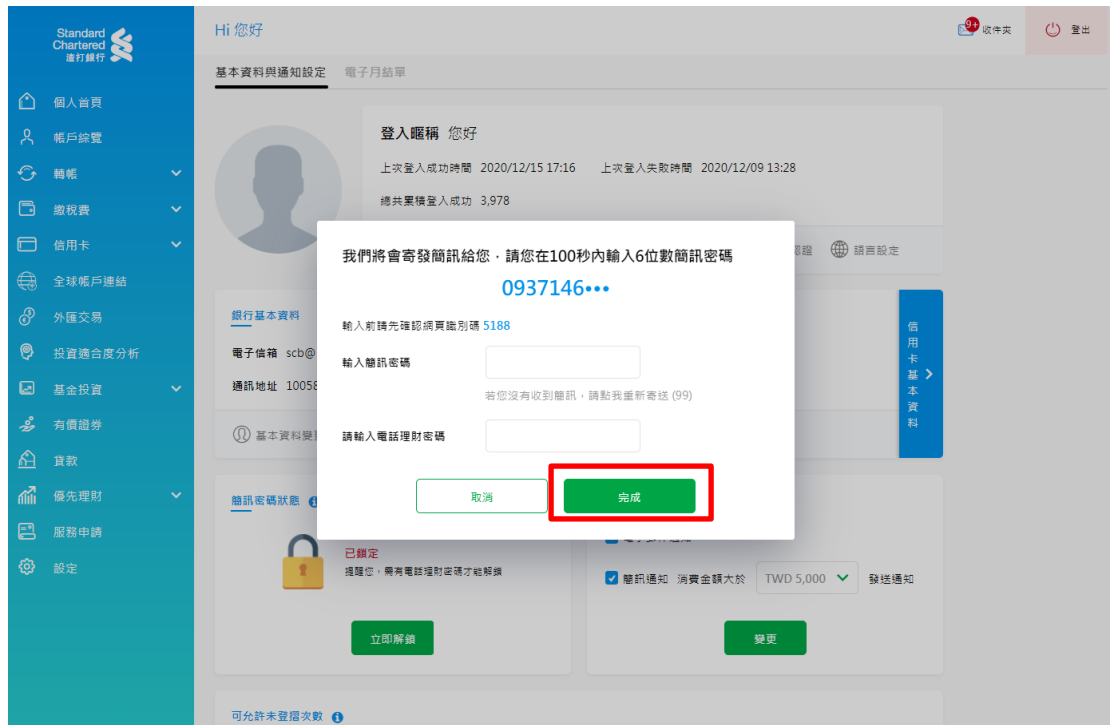
簡訊密碼鎖定畫面→
點選立即解鎖



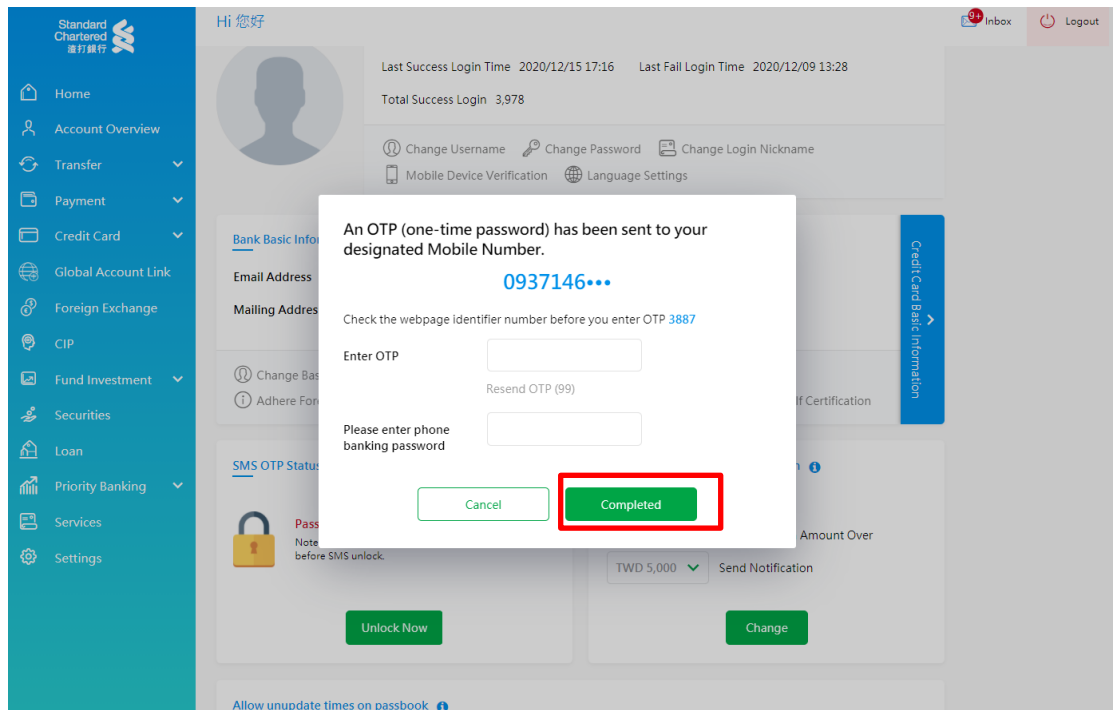
SMS OTP password
locked → Click
“Unlock Now”



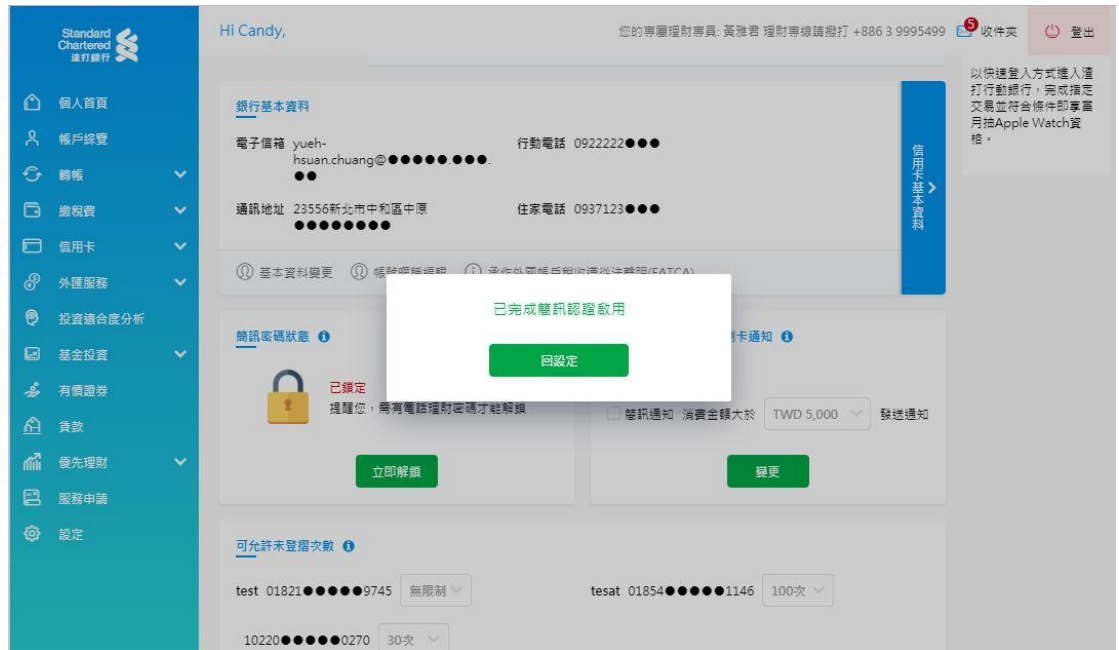
步驟 1. 輸入驗證資料
→完成



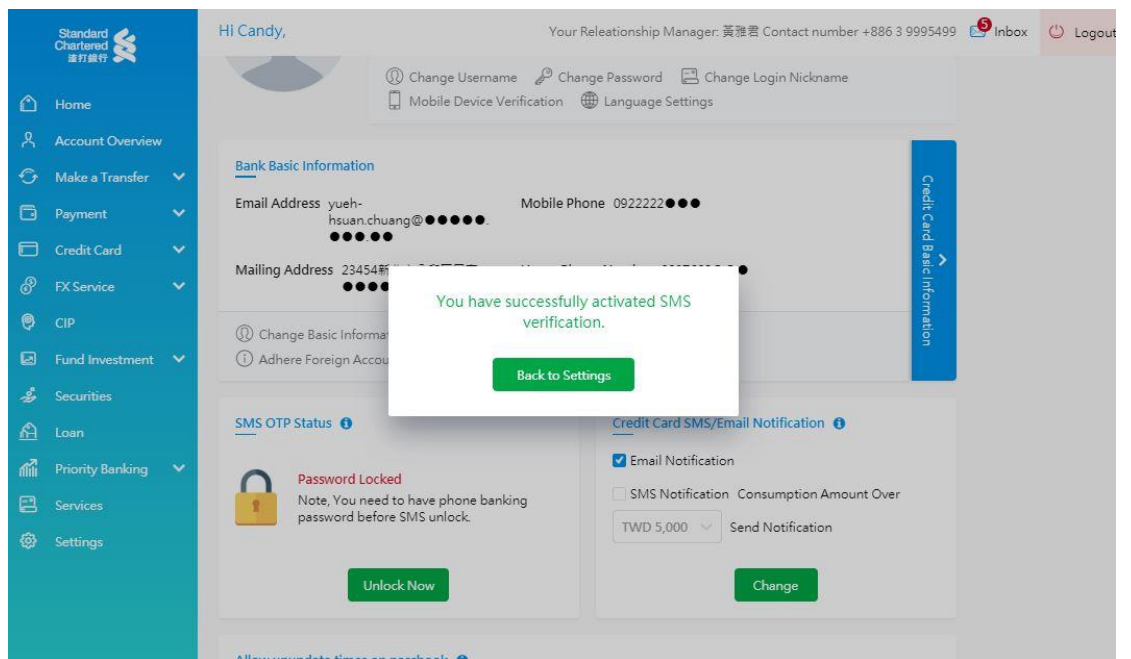
Step 1. Enter the Password
→ Completed



步驟 2. 認證啟用完成

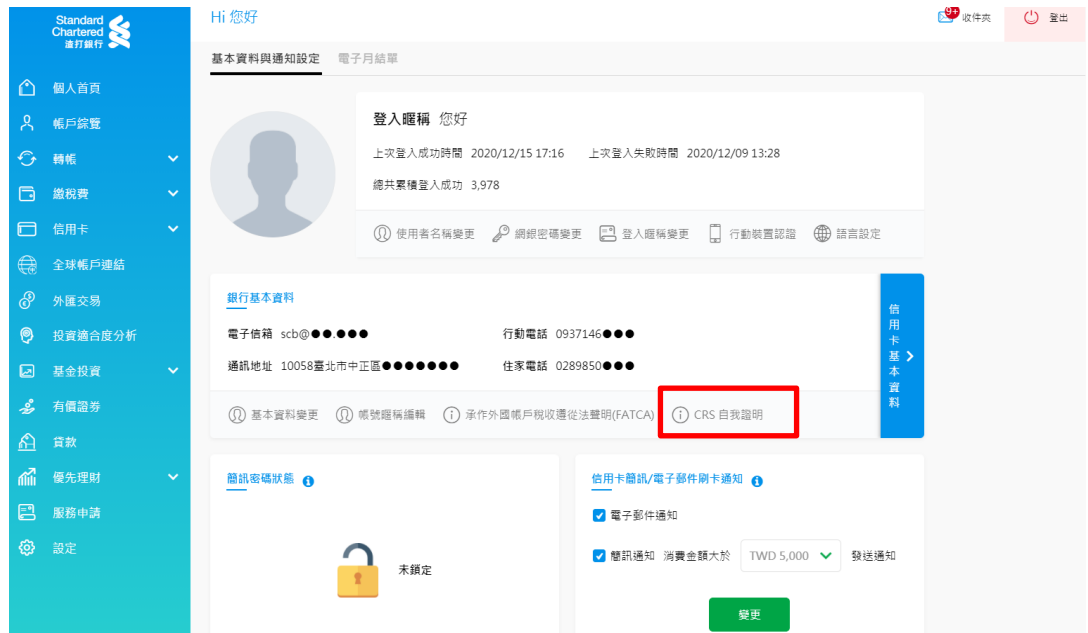


Step 2. Verification
Activation
Completed



11. CRS 自我聲明 Common Reporting Standard Self Certification

步驟 1. 點選「設定」
中「CRS 自我聲明」
功能



Standard Chartered 渣打銀行

Hi 您好

基本資料與通知設定 電子月結單

登入暱稱 您好

上次登入成功時間 2020/12/15 17:16 上次登入失敗時間 2020/12/09 13:28

總共累積登入成功 3,978

ⓘ 使用者名稱變更 ⓘ 網銀密碼變更 ⓘ 登入暱稱變更 ⓘ 行動裝置認證 ⓘ 語言設定

銀行基本資料

電子信箱 scb@●●●●●●●●●● 行動電話 0937146●●●●●●

通訊地址 10058臺北市中正區●●●●●●●●●● 住家電話 0289850●●●●●●

ⓘ 基本資料變更 ⓘ 帳號暱稱編輯 ⓘ 承作外國帳戶稅收遵從法聲明(FATCA) ⓘ **CRS 自我證明**

信用卡基本資料

簡訊密碼狀態 ⓘ

未鎖定

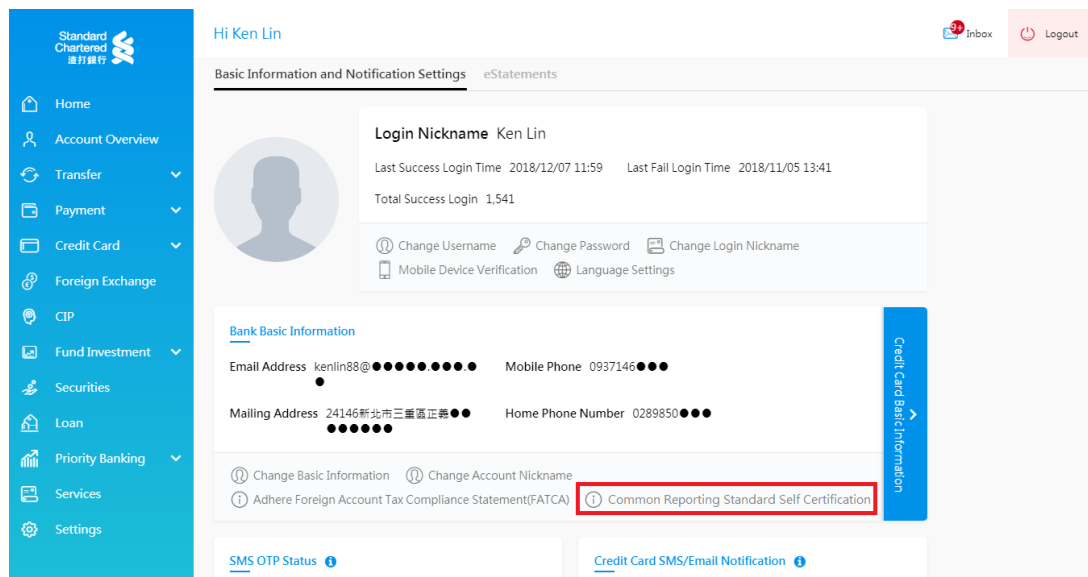
信用卡簡訊/電子郵件卡通知 ⓘ

電子郵件通知

簡訊通知 消費金額大於 TWD 5,000 ✓ 發送通知

變更

Step 1. Select
Common Reporting
Standard Self
Certification in
Settings



Standard Chartered 渣打銀行

Hi Ken Lin

Basic Information and Notification Settings eStatements

Login Nickname Ken Lin

Last Success Login Time 2018/12/07 11:59 Last Fail Login Time 2018/11/05 13:41

Total Success Login 1,541

ⓘ Change Username ⓘ Change Password ⓘ Change Login Nickname

ⓘ Mobile Device Verification ⓘ Language Settings

Bank Basic Information

Email Address kenlin88@●●●●●●●●●● Mobile Phone 0937146●●●●●●

Mailing Address 24146新台北市三重區正義●●●●●●●●●● Home Phone Number 0289850●●●●●●

ⓘ Change Basic Information ⓘ Change Account Nickname

ⓘ Adhere Foreign Account Tax Compliance Statement(FATCA) ⓘ **Common Reporting Standard Self Certification**

SMS OTP Status ⓘ

Credit Card SMS/Email Notification ⓘ

Credit Card Basic Information

步驟 2. 閱讀 CRS 自我聲明說明
→繼續

Step 2. Please read the Self Certification
→Continue

步驟 3. 輸入 OTP 密碼

→繼續



Standard Chartered 渣打銀行

個人首頁
帳戶總覽
轉帳
繳費
信用卡
外匯服務
投資適合度分析
基金投資
有價證券投資
貸款
優先理財

親愛的客戶，您好！

您的專屬理財專員：陳XX先生 理財專線請撥打 02-77884455

收件匣 登出

CRS自我聲明

我們將會寄發簡訊給您，請您在100秒內輸入簡訊認證碼

輸入前請先確認網頁識別碼 **5268**

輸入密碼

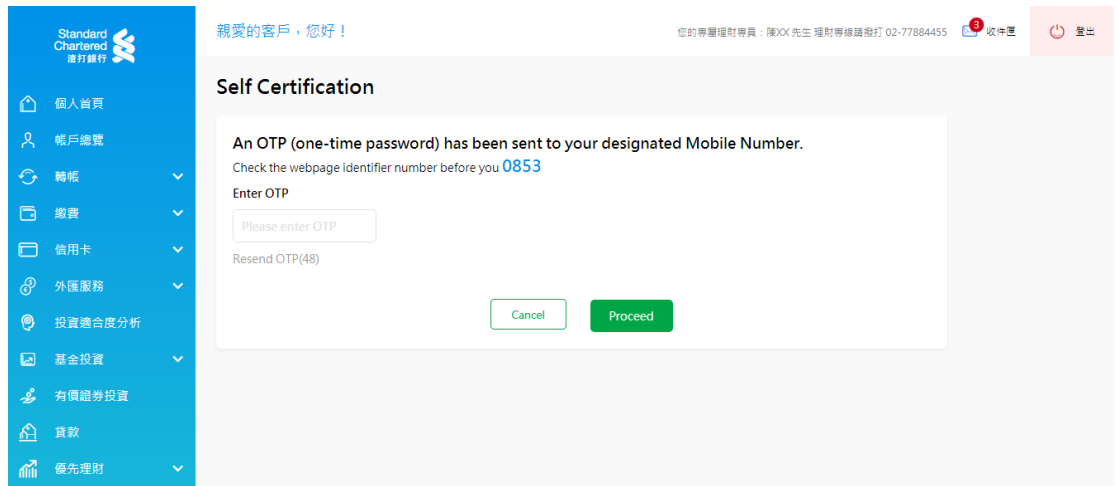
若您沒有收到簡訊，請點我重新寄送(89)

取消 繼續

Step 3. Enter OTP

Password

→Continue



Standard Chartered 渣打銀行

個人首頁
帳戶總覽
轉帳
繳費
信用卡
外匯服務
投資適合度分析
基金投資
有價證券投資
貸款
優先理財

親愛的客戶，您好！

您的專屬理財專員：陳XX先生 理財專線請撥打 02-77884455

收件匣 登出

Self Certification

An OTP (one-time password) has been sent to your designated Mobile Number.

Check the webpage Identifier number before you **0853**

Enter OTP

Resend OTP(48)

Cancel Proceed

步驟 4. 填寫 CRS 自我聲明說明內容

→繼續

- 個人首頁
- 帳戶總覽
- 轉帳
- 繳費
- 信用卡
- 外匯服務
- 投資適合度分析
- 基金投資
- 有價證券投資
- 貸款
- 優先理財
- 服務申請
- 設定
- 客服 & 幫助

親愛的客戶，您好！

您的專屬理財專員：陳XX先生 理財專線請撥打 02-77884455

CRS自我聲明

姓名	王明
中間姓名	Junior
身分證字號	A1-789
稱謂	請選擇
出生日期	1911/01/01
出生城或鎮	
出生國家	台灣
戶籍地址	台北市信區信義里1鄰信義路100號
通訊地址	台北市信區信義路100號
性別	請選擇
國籍	台灣
納稅居住國	請選擇
納稅人識別編號(TIN)	

[+ 新增納稅居住國](#)

我已充分閱讀並了解 [CRS自我聲明事項](#)

收件匣 3

登出

您的投資適合度分析已到期!

[立即分析](#)

優惠標題1

優惠標題優惠標題優惠標題優惠標題

Step 4. Fill in the Self Certification details

→Continue

- 個人首頁
- 帳戶總覽
- 轉帳
- 繳費
- 信用卡
- 外匯服務
- 投資適合度分析
- 基金投資
- 有價證券投資
- 貸款
- 優先理財
- 服務申請
- 設定
- 客服 & 幫助

親愛的客戶，您好！

您的專屬理財專員：陳XX先生 理財專線請撥打 02-77884455

Self Certification

Name	Xiao Wang
Middle Name	Junior
National ID	A1-789
Title	Please select
Date of Birth	1911/01/01
Town or City of Birth	
Country of Birth	Taiwan
Current Residence Address	No.1 Xinyi rd, Taipei
Mailing Address	No.1 Xinyi rd, Taipei
Gender	Please select
Country of Citizenship	Taiwan
Country of residence for tax purposes	Please select
Please enter the taxpayer identification number(TIN)	

[+ Add Country of residence for tax purpose](#)

I have read and understood the consent statement [CRS Certification](#)

收件匣 3

登出

您的投資適合度分析已到期!

[立即分析](#)

優惠標題1

優惠標題優惠標題優惠標題優惠標題

步驟 5. 完成

Standard Chartered 渣打銀行

個人首頁
帳戶總覽
轉帳
繳費
信用卡
外匯服務
投資適合度分析
基金投資
有價證券投資
貸款
優先理財

親愛的客戶，您好！
您的專屬理財專員：陳XX先生 理財專線請撥打 02-77884455

CRS自我聲明

填寫完成!
感謝您完成CRS自我聲明表格

[回設定](#)

收件匣 登出

Step 5. Completed

Standard Chartered 渣打銀行

個人首頁
帳戶總覽
轉帳
繳費
信用卡
外匯服務
投資適合度分析
基金投資
有價證券投資
貸款
優先理財

親愛的客戶，您好！
您的專屬理財專員：陳XX先生 理財專線請撥打 02-77884455

Self Certification

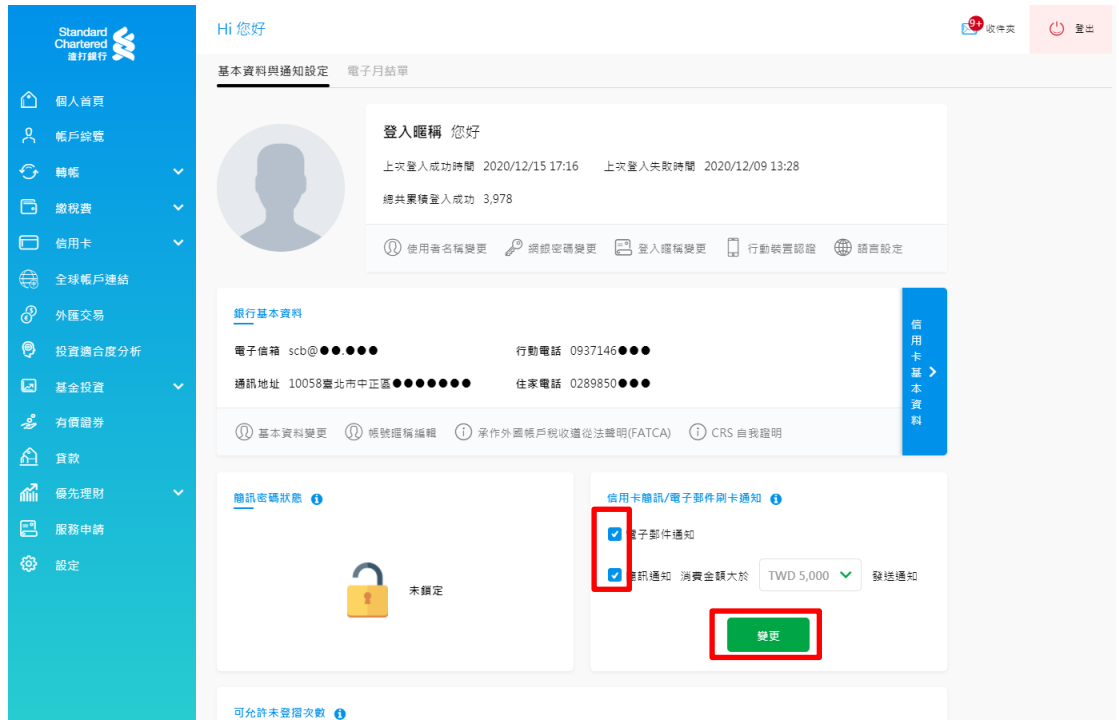
Completed!
Thank you for completing the Self Certification Form.

[Back to setting](#)

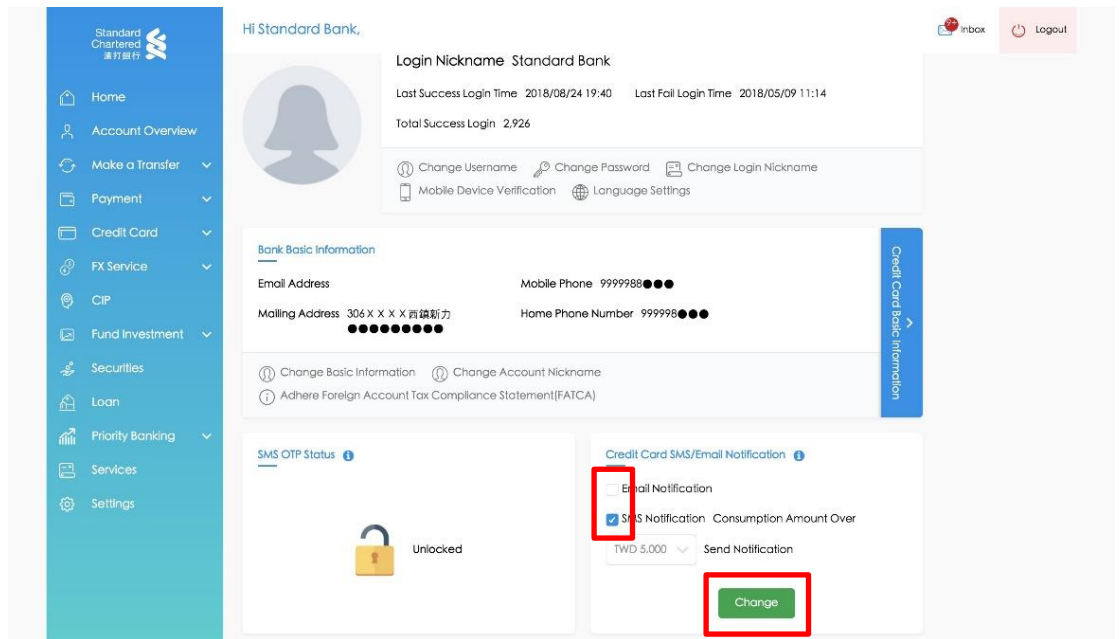
收件匣 登出

12. 信用卡刷卡通知 Credit Card SMS/Email Notification

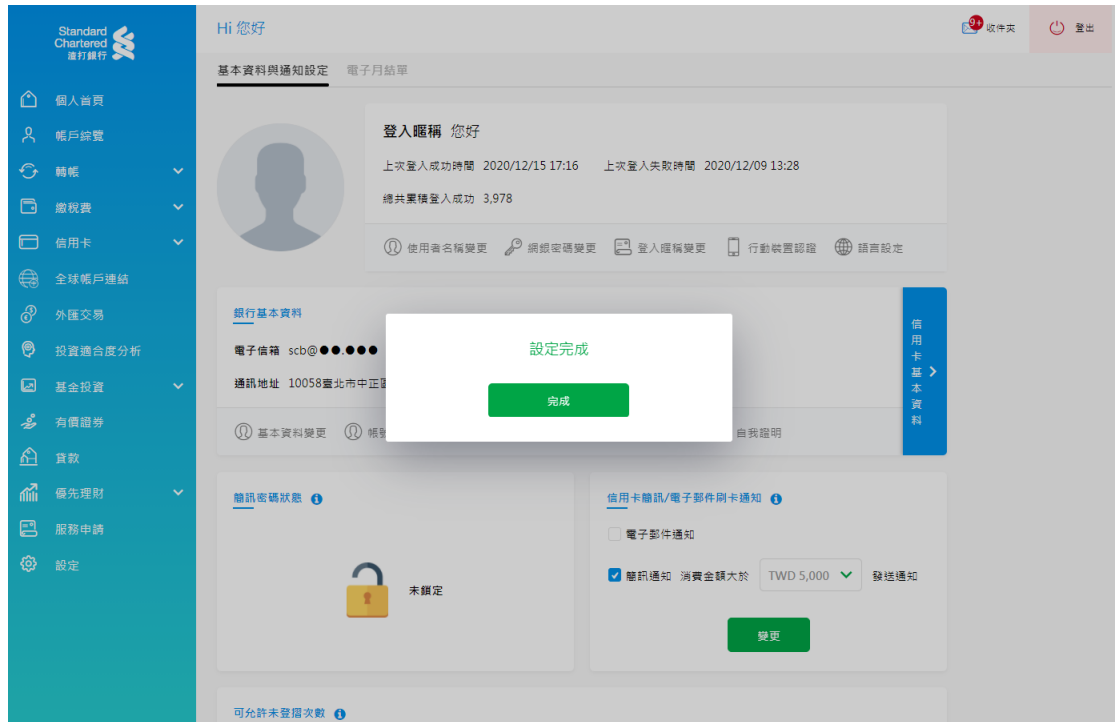
步驟 1. 選擇刷卡通知
方式
→ 變更



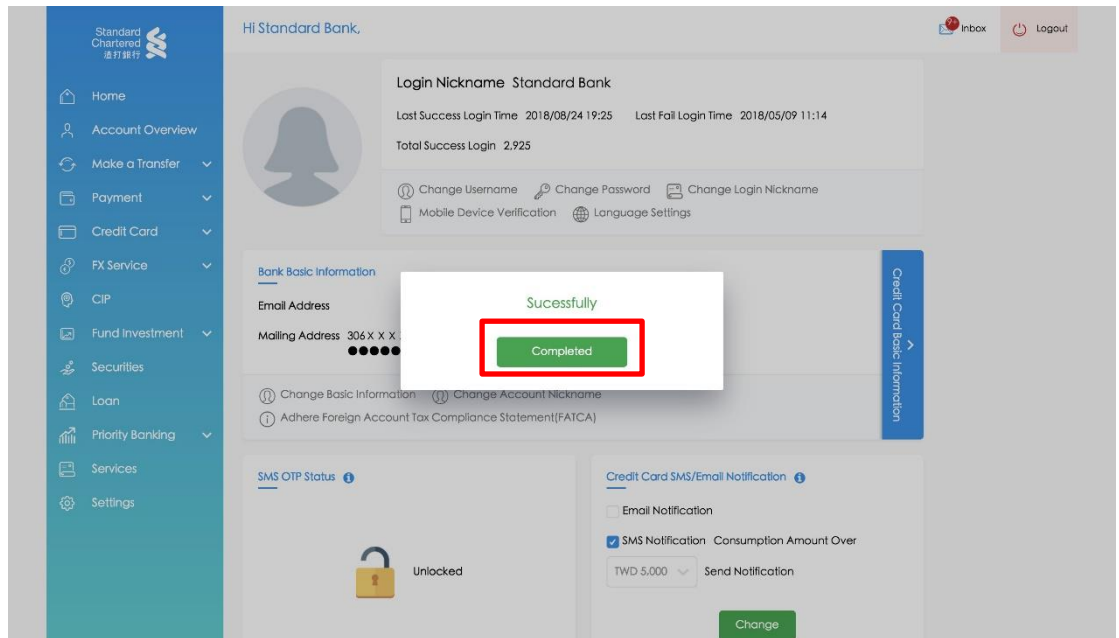
Step 1. Select the
way of the
notification
→ Change



步驟 2.完成頁面

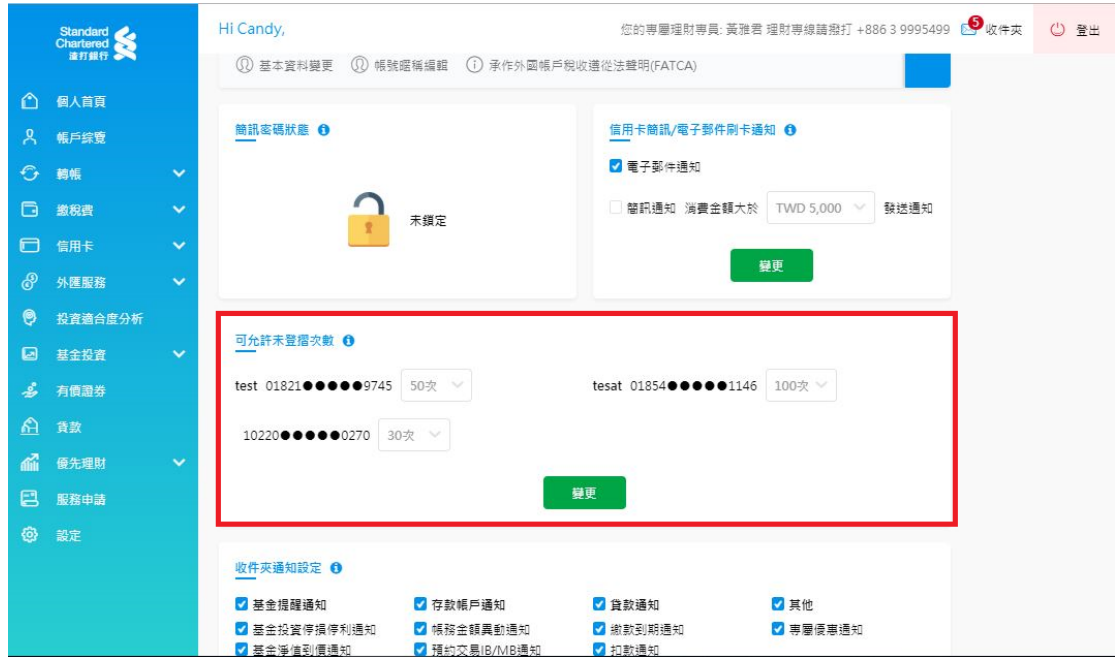


Step 2. Change Completed

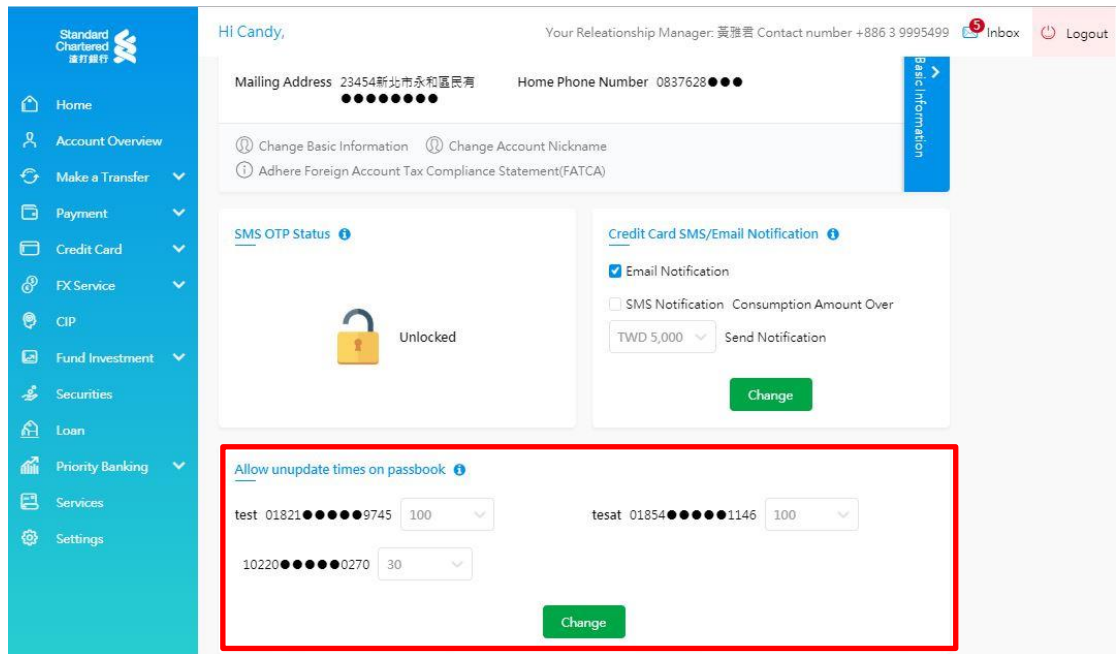


13. 可允許未登摺次數 Allow non-update times on passbook

步驟 1. 選擇次數
→ 變更

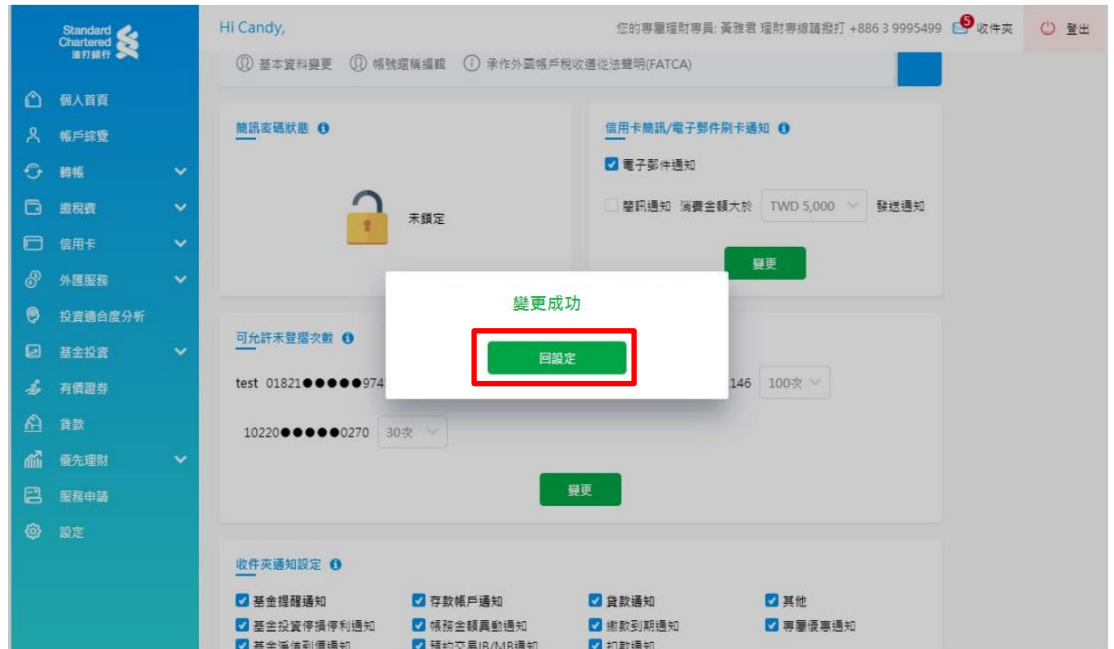


Step 1. Select the times
→ Change



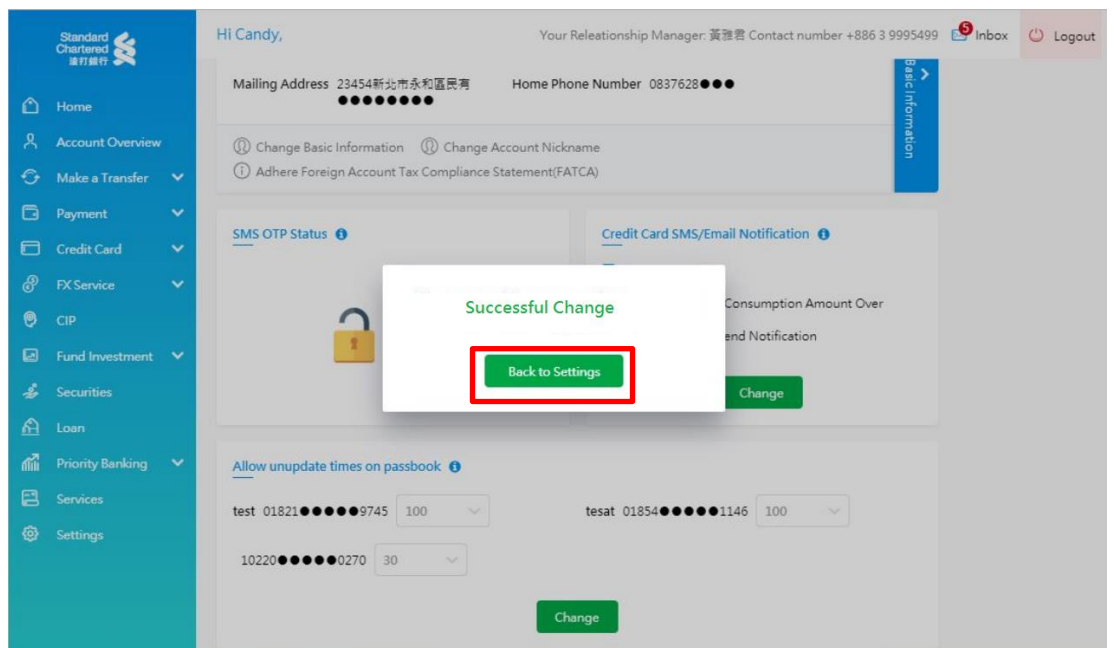
步驟 2. 變更成功

→ 回設定



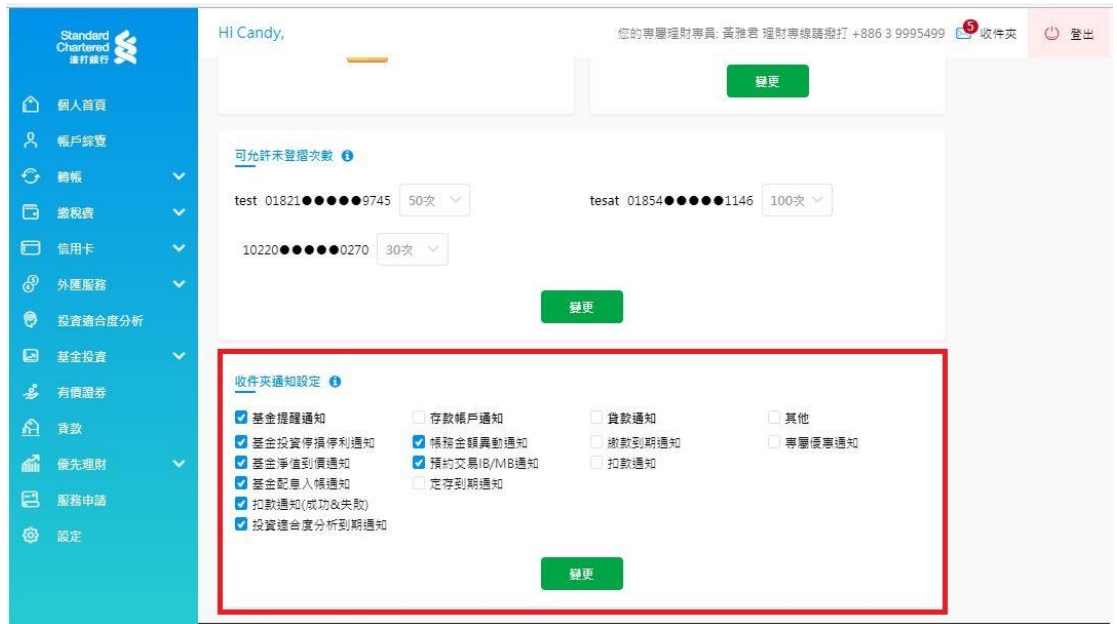
Step 2. Successful Change

→ Back to settings

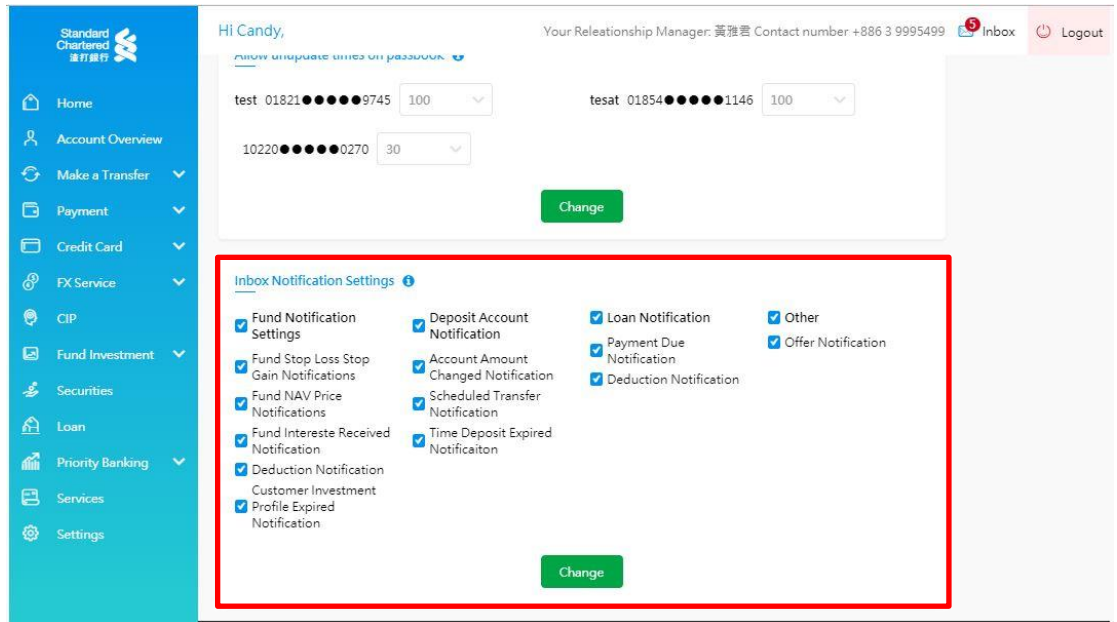


14. 收件夾通知設定 Inbox Notification Settings

步驟 1. 勾選通知項目
→ 變更

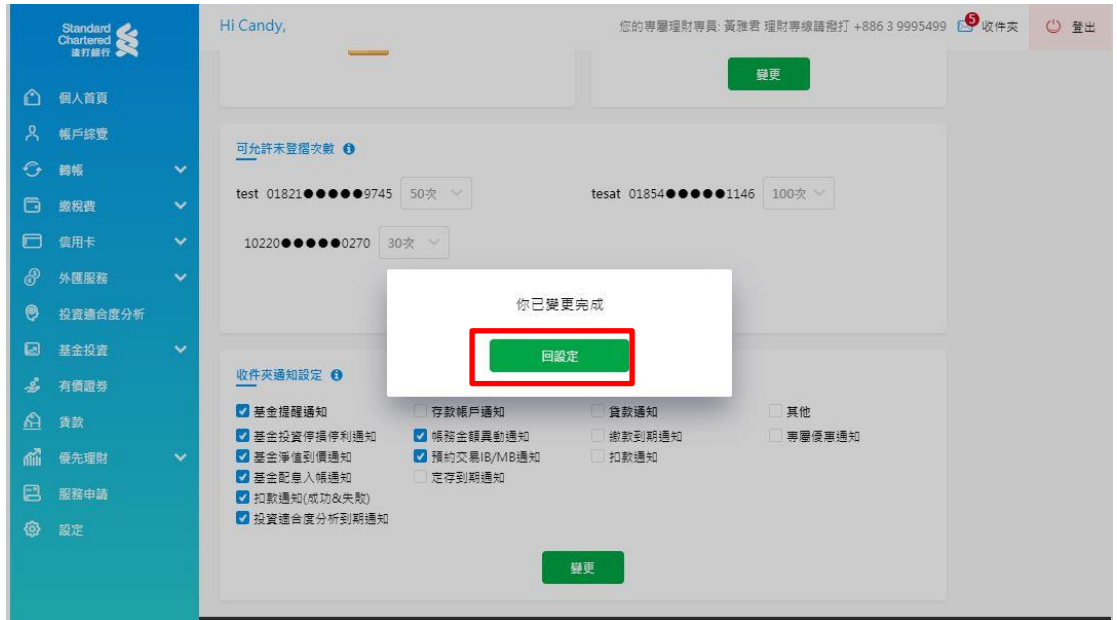


Step 1. Check the notifications to receive
→ Change



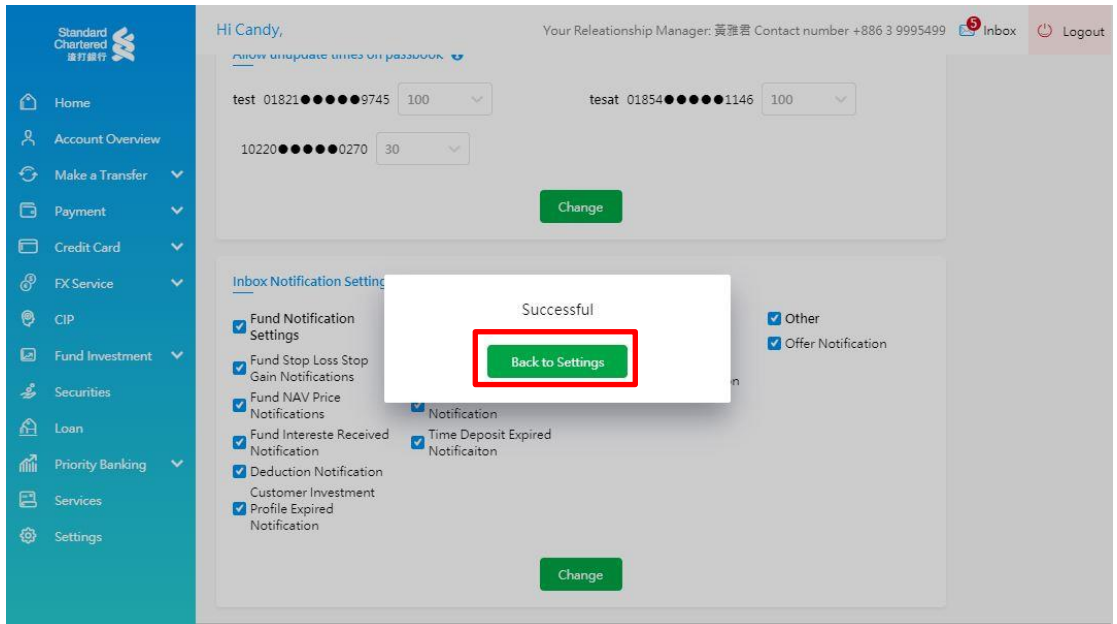
步驟 2. 變更成功

→ 回設定



Step 2. Successful Change

→ Back to settings

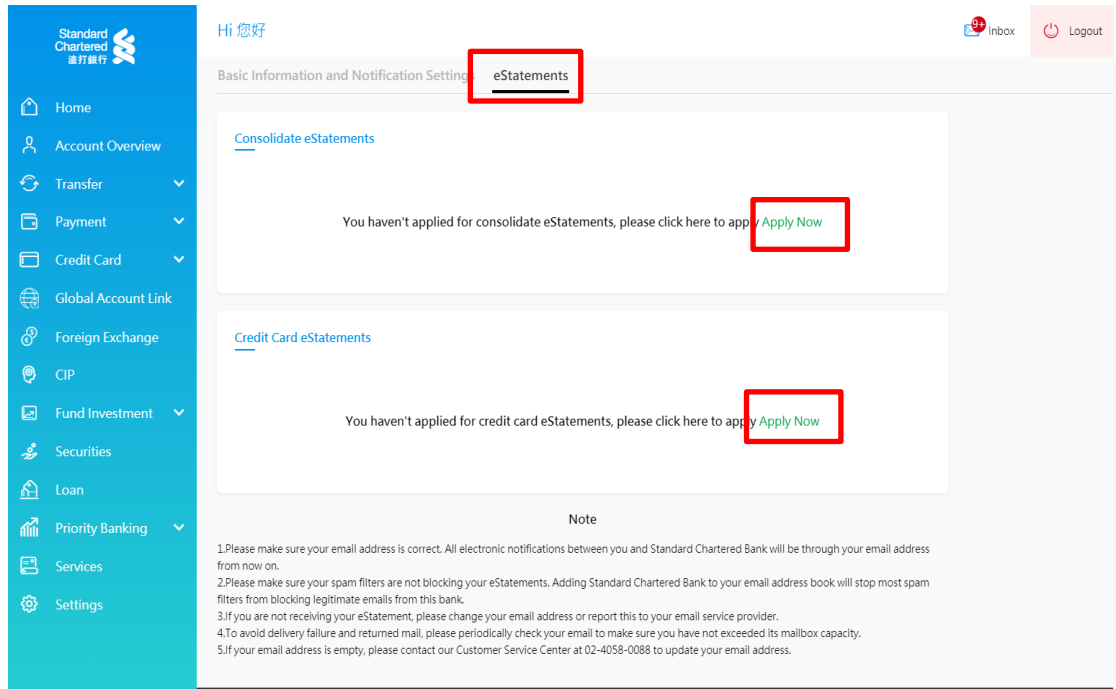


15. 電子月結單 eStatements

共分為：【綜合電子月結單】、【信用卡電子月結單】
→ 立即申請

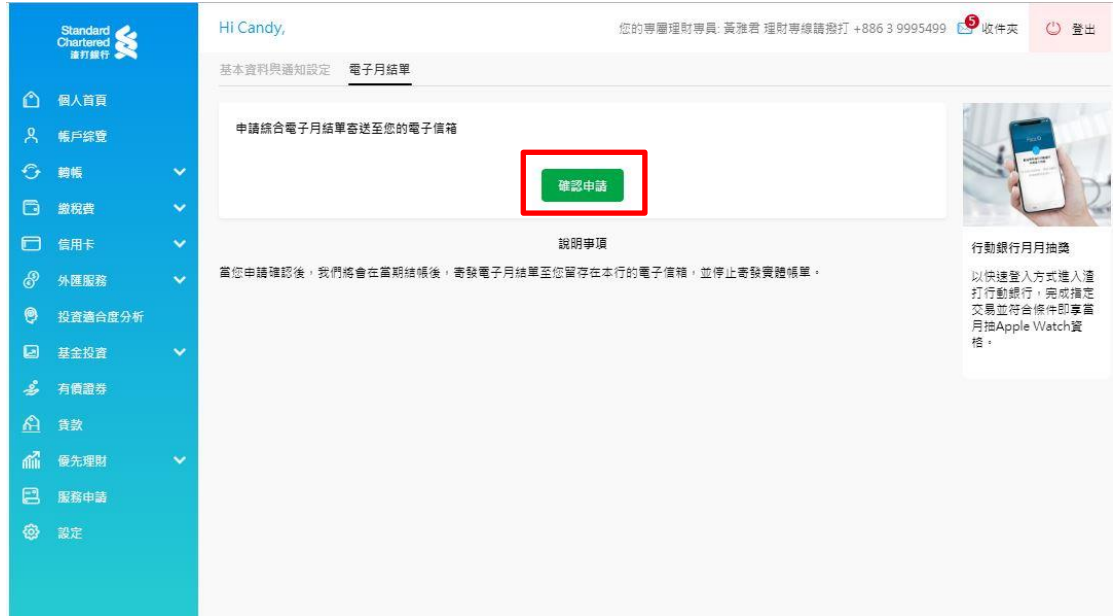


Including:
【Consolidate eStatements】、
【Credit Card eStatements】
→ Apple now

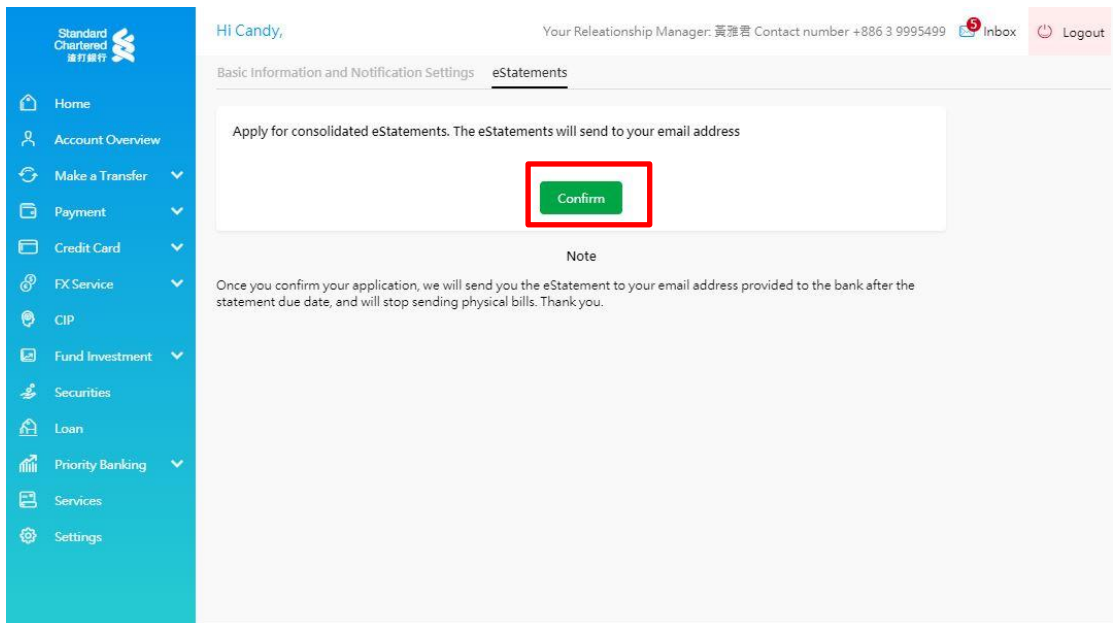


14.1 綜合電子月結單 Consolidate eStatements


步驟 1. 確認申請



Step 1. Confirm



步驟 2.申請完成



Standard Chartered 渣打銀行

Hi Candy, 您的專屬理財專員: 黃雅碧 理財專線請撥打 +886 3 9995499 收件夾 登出

基本資料與通知設定 電子月結單

申請成功!! 系統將於5秒鐘後生效

我們下期綜合月結單將會寄到您的電子信箱

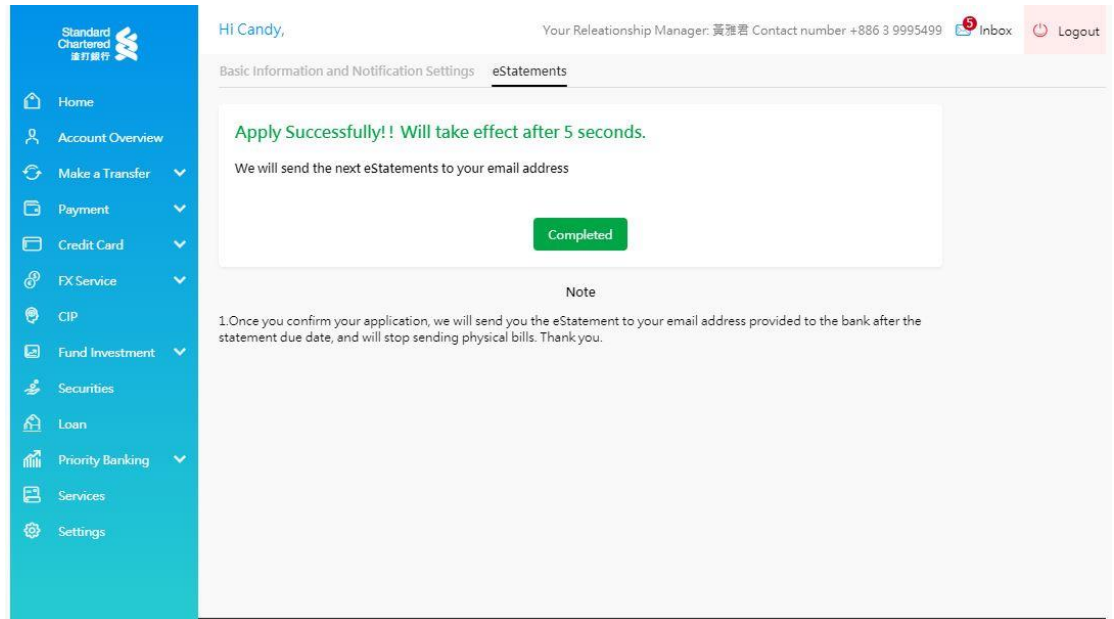
完成

說明事項

1.當您申請確認後,我們將會在當期結帳後,寄發電子月結單至您留存在本行的電子信箱,並停止寄發實體帳單。

行動銀行月月抽獎
以快速登入方式進入渣打行動銀行,完成指定交易並符合條件即享當月抽Apple Watch資格。

Step 2. Application Completed



Standard Chartered 渣打銀行

Hi Candy, Your Relationship Manager: 黃雅碧 Contact number: +886 3 9995499 5 Inbox Logout

Basic Information and Notification Settings eStatements

Apply Successfully!! Will take effect after 5 seconds.

We will send the next eStatements to your email address

Completed

Note

1.Once you confirm your application, we will send you the eStatement to your email address provided to the bank after the statement due date, and will stop sending physical bills. Thank you.

步驟 3. 申請完成狀態


The screenshot shows the 'eStatements' settings page in the Standard Chartered online banking portal. The left sidebar contains navigation options like 'Home', 'Account Overview', 'Transfer', 'Payment', 'Credit Card', etc. The main content area is titled 'Hi 您好' and 'Basic Information and Notification Settings'. Under the 'eStatements' tab, there are two sections: 'Consolidate eStatements' and 'Credit Card eStatements'. Both sections show an 'Applied' status, which is highlighted with a red box. Below these sections, there are options to 'Change Email Address' and 'Cancel eStatements'. A 'Note' section at the bottom provides instructions in Chinese regarding email address accuracy and spam filters.

Step 3. Application Completed Status

This screenshot is identical to the one above, showing the 'eStatements' settings page. The 'Applied' status for both 'Consolidate eStatements' and 'Credit Card eStatements' is highlighted with a red box. The interface includes a sidebar with navigation options, a main content area with 'Hi 您好' and 'Basic Information and Notification Settings', and a 'Note' section at the bottom with instructions in English.

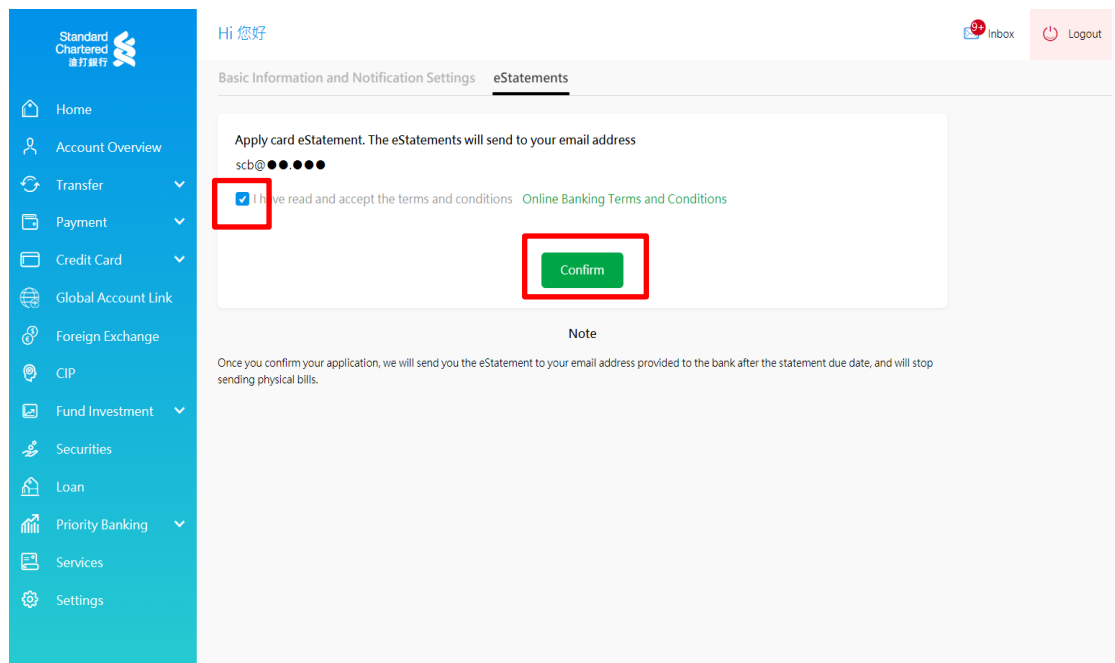
14.2 信用卡電子月結單 Credit Card eStatements

步驟 1. 確認申請



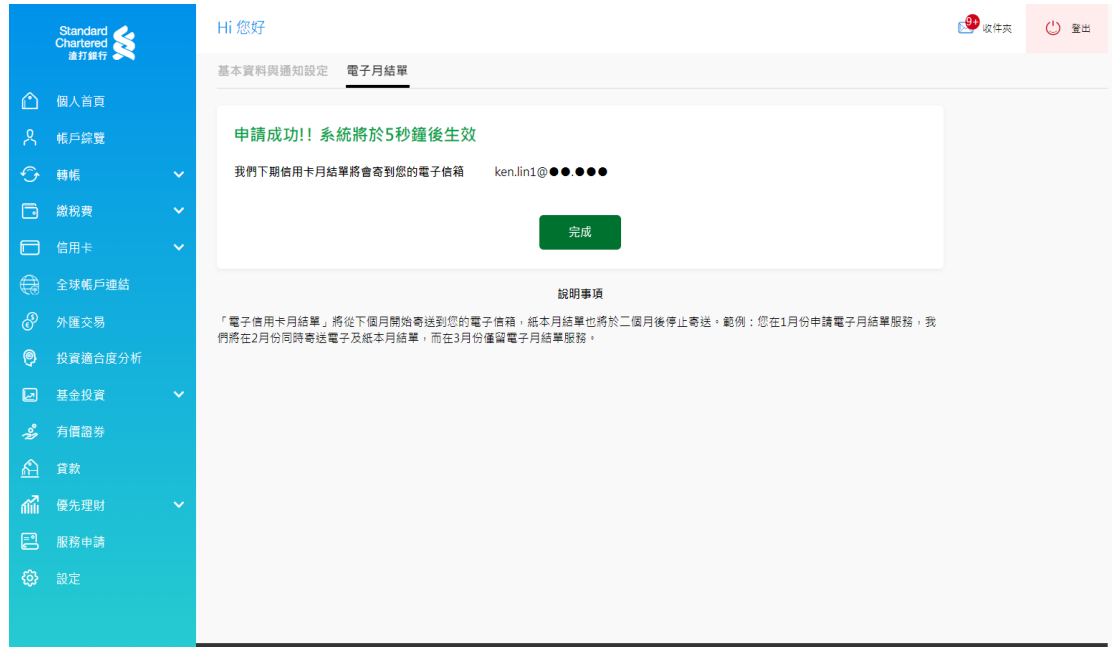
The screenshot shows the mobile app interface. On the left is a blue sidebar menu with icons for Home, Account Overview, Transfer, Payment, Credit Card, Global Account Link, Foreign Exchange, CIP, Fund Investment, Securities, Loan, Priority Banking, Services, and Settings. The main content area is titled "Hi 您好" and "電子月結單". It features a notification card with the text: "申請信用卡電子月結單寄送至您的電子信箱 ken.lin1@●●●●●●". Below this is a checked checkbox with the text "我已仔細閱讀、充分瞭解並同意 網路銀行/行動銀行業務服務的定條款暨金融商品、服務及契約之重要內容". A green "確認申請" button is highlighted with a red box. Below the card is a "說明事項" section with text: "申請成功後，「電子信用卡月結單」將從下個月開始寄送到您的電子信箱，紙本月結單也將於二個月後停止寄送，範例：您在1月份申請電子月結單服務，我們將在2月份同時寄送電子及紙本月結單，而在3月份僅留電子月結單服務。". At the top right, there are icons for "收件夾" and "登出".

Step 1. Confirm



The screenshot shows the web interface. On the left is a blue sidebar menu with icons for Home, Account Overview, Transfer, Payment, Credit Card, Global Account Link, Foreign Exchange, CIP, Fund Investment, Securities, Loan, Priority Banking, Services, and Settings. The main content area is titled "Hi 您好" and "eStatements". It features a notification card with the text: "Apply card eStatement. The eStatements will send to your email address scb@●●●●●●". Below this is a checked checkbox with the text "I have read and accept the terms and conditions Online Banking Terms and Conditions". A green "Confirm" button is highlighted with a red box. Below the card is a "Note" section with text: "Once you confirm your application, we will send you the eStatement to your email address provided to the bank after the statement due date, and will stop sending physical bills." At the top right, there are icons for "Inbox" and "Logout".

步驟 2.申請完成



Standard Chartered 渣打銀行

Hi 您好

基本資料與通知設定 電子月結單

申請成功!! 系統將於5秒鐘後生效

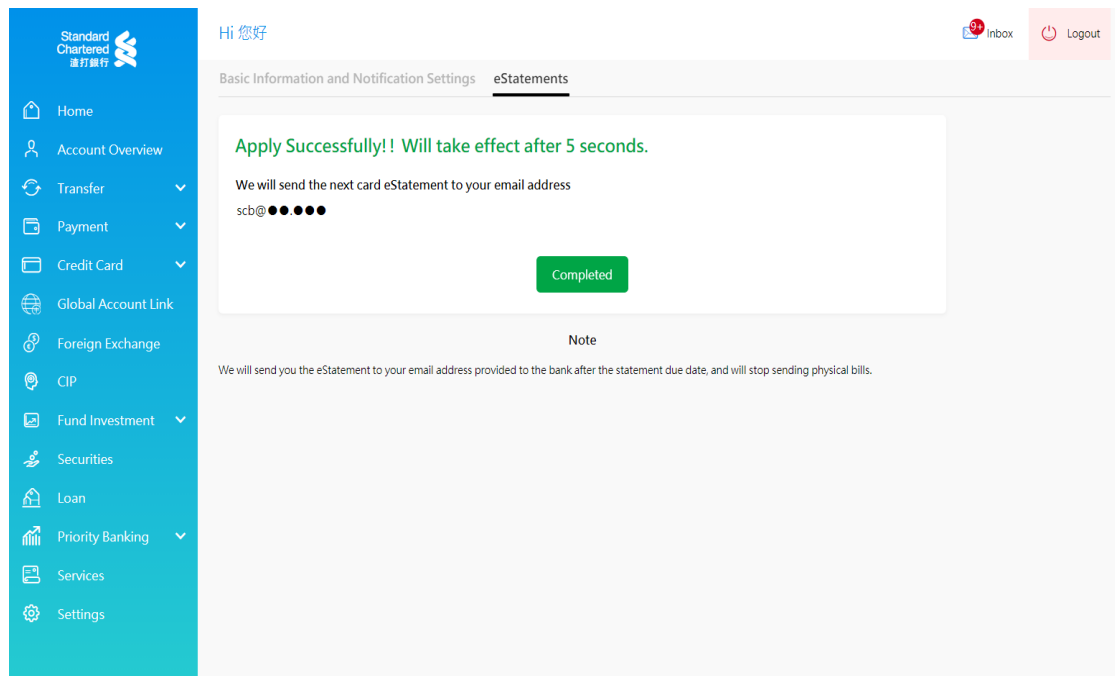
我們下期信用卡月結單將會寄到您的電子信箱 ken.lin1@●●●●●●

完成

說明事項

「電子信用卡月結單」將從下個月開始寄送到您的電子信箱，紙本月結單也將於二個月後停止寄送，範例：您在1月份申請電子月結單服務，我們將2月份同時寄送電子及紙本月結單，而在3月份僅留電子月結單服務。

Step 2. Application Completed



Standard Chartered 渣打銀行

Hi 您好

Inbox Logout

Basic Information and Notification Settings eStatements

Apply Successfully!! Will take effect after 5 seconds.

We will send the next card eStatement to your email address scb@●●●●●●

Completed

Note

We will send you the eStatement to your email address provided to the bank after the statement due date, and will stop sending physical bills.

步驟 3. 申請完成狀態

Standard Chartered 渣打銀行

Hi 您好

基本資料與通知設定 電子月結單

綜合電子月結單

已申請

電子信箱 ken.lin1@●●●●●●

變更電子信箱 取消電子月結單

信用卡電子月結單

已申請

電子信箱 ken.lin1@●●●●●●

變更電子信箱 補寄電子月結單 取消電子月結單

說明事項

- 1.請確認您的電子郵件信箱，此信箱將為之後本行與您連繫之唯一電子郵件信箱。
- 2.因本行「電子月結單」係屬大量寄發，部分公司或服務廠商之郵件信箱會過濾大眾郵件，為確保您可以正確收到屬於您個人的帳單，敬請您於第一次收到電子月結單後，將本行寄件信箱，設定為白名單或合法寄件者。
- 3.若無法設定或無法收到電子月結單，請變更您的電子郵件信箱，或向您的電子郵件信箱服務廠商反應。
- 4.請檢查您的電子信箱容量，避免退信狀況發生。
- 5.若您的電子郵件信箱顯示為「空白」，表示您尚未留存電子信箱，或您留存於本行之電子信箱有誤，請透過設定>變更基本資料，更新您的電子郵件信箱資料。

Step 3. Application Completed Status

Standard Chartered 渣打銀行

Hi 您好

Inbox Logout

Basic Information and Notification Settings eStatements

Consolidate eStatements

Applied

Email Address scb@●●●●●●

Change Email Address Cancel eStatements

Credit Card eStatements

Applied

Email Address scb@●●●●●●

Change Email Address Resend eStatements Cancel eStatements

Note

- 1.Please make sure your email address is correct. All electronic notifications between you and Standard Chartered Bank will be through your email address from now on.
- 2.Please make sure your spam filters are not blocking your eStatements. Adding Standard Chartered Bank to your email address book will stop most spam filters from blocking legitimate emails from this bank.
- 3.If you are not receiving your eStatement, please change your email address or report this to your email service provider.
- 4.To avoid delivery failure and returned mail, please periodically check your email to make sure you have not exceeded its mailbox capacity.
- 5.If your email address is empty, please contact our Customer Service Center at 02-4058-0088 to update your email address.