

【全球帳戶連結-Global Account Link】

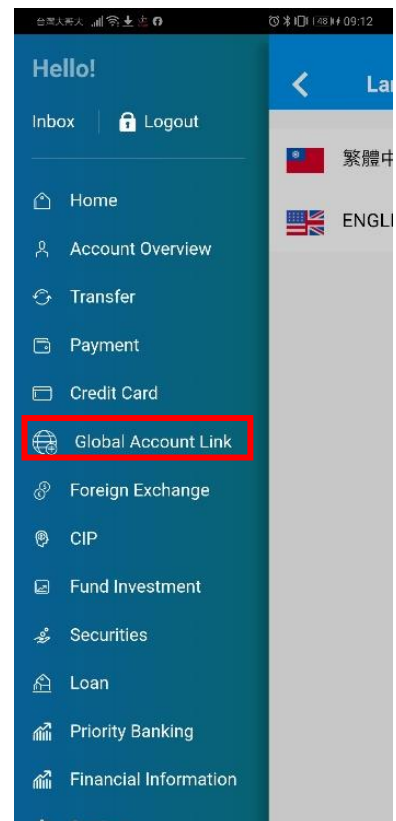
1. 全球帳戶連結-Global Account Link

全球帳戶連結服務為渣打集團(Standard Chartered PLC) 提供渣打集團客戶使用之網路銀行暨行動銀行服務。您可透過渣打台灣之網路銀行或行動銀行，綜覽渣打指定國家/地區之存款帳戶餘額。

Global Account Link provides by Standard Chartered PLC with online and mobile banking services. You can get an overview of the deposit account balances in Standard Chartered countries / regions through Standard Chartered online Banking or Mobile Banking.

點選左側選單「全球帳戶連結」

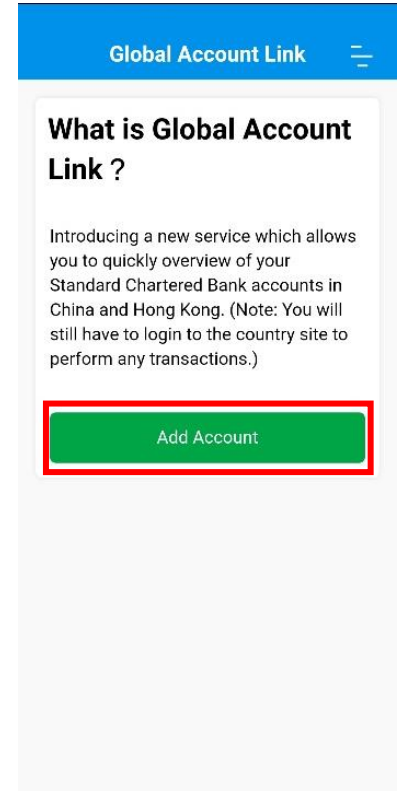
Select "Global Account Link" in the left hand side menu



1.1 增加帳戶 Add account

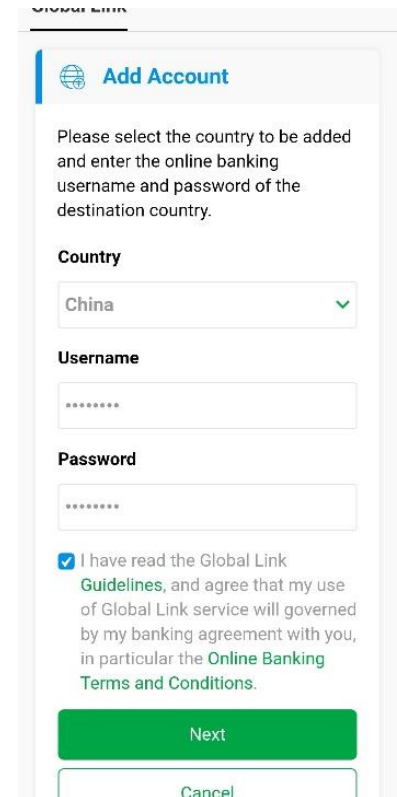
步驟 1. 首次使用會進入介紹頁面，點選「增加帳戶」進入增加帳戶功能

Step1. Introduction page will be displayed when first use. Please select "Add Account" to add Global Link account.



步驟 2. 選擇國家後輸入該國的使用者名稱與密碼。並請詳細閱讀條款內容後勾選「我已閱讀」，再點選→「繼續」選項。

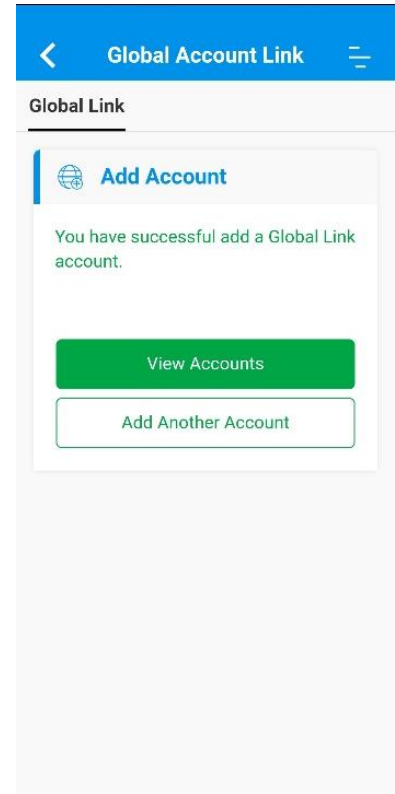
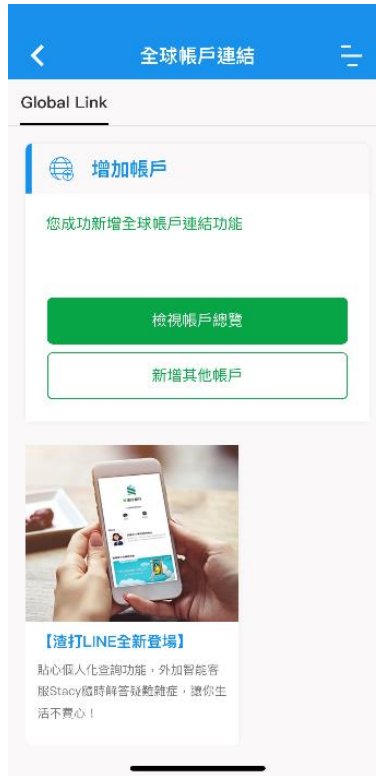
Step 2. Select Country, enter username and password and tick the "I have read the Guidelines and T&C" → then click "Next".



步驟 3. 成功增加帳戶後，可以點選「新增其他帳戶」或「檢視帳戶總覽」功能。

Step 3. Account added successfully.

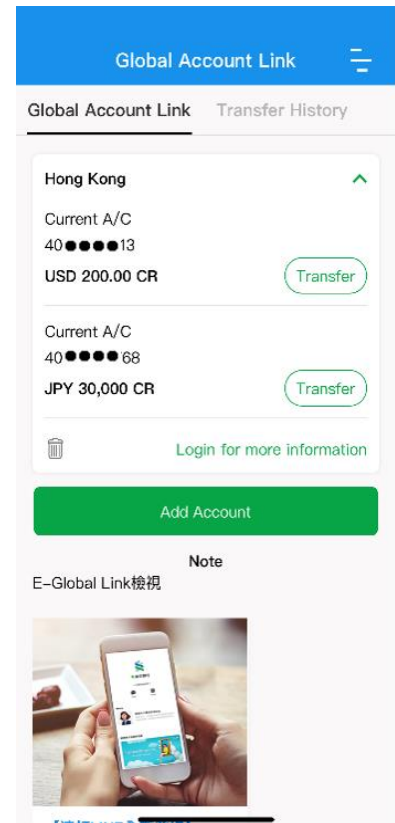
You can select "Add Another Account" & "View Accounts" function.



1.2 檢視帳戶總覽 View Global Link account

新增成功頁面點選「檢視帳戶總覽」或是新增成功後再次使用「全球帳戶連結」

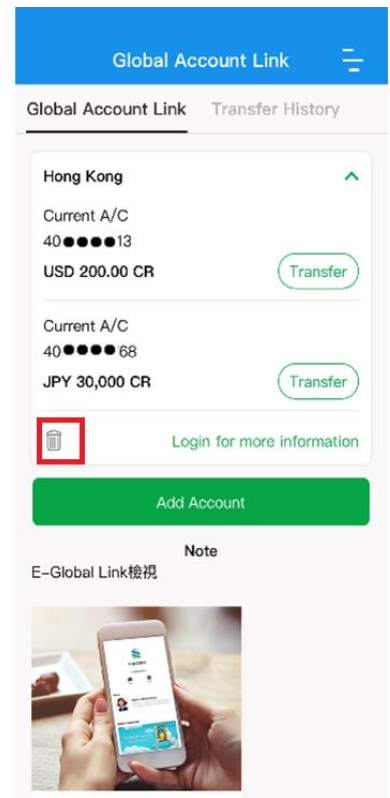
Select "View Accounts" in result page of add account or "Global Account Link" menu



1.3 刪除帳戶 Delete Global Link account

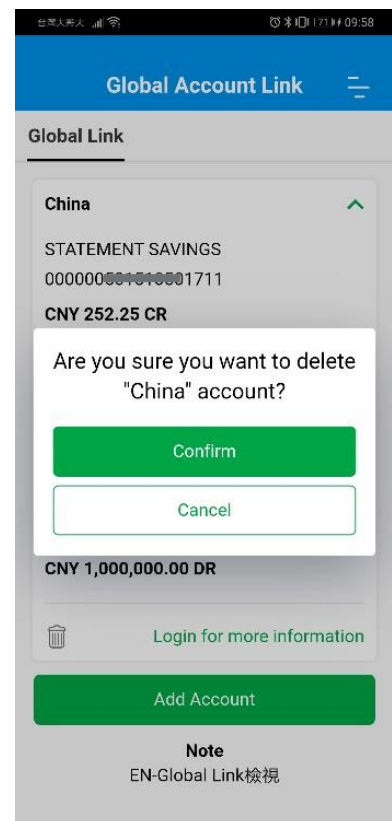
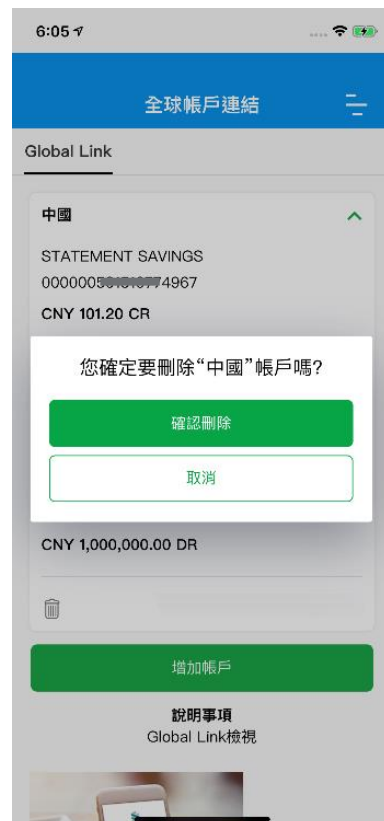
步驟 1. 點選“ 垃圾桶 ” 按鈕

Step 1. Select “Trash can”
button



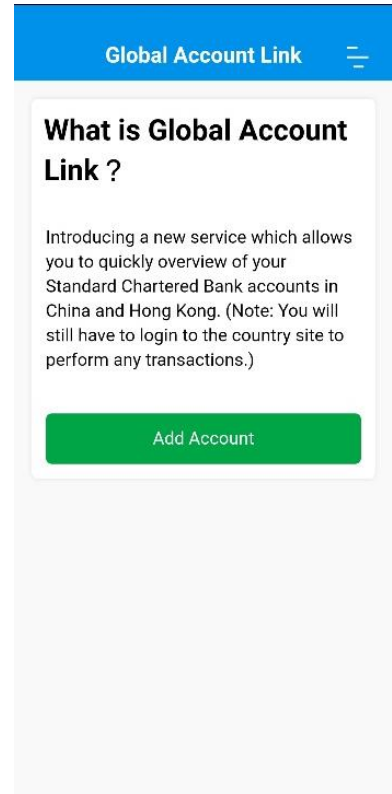
步驟 2. 點選「 確認刪除 」

Step 2. Select “ Confirm ” to delete the
account



步驟 3. 完成刪除，若需要再次檢視，請點選「增加帳戶」

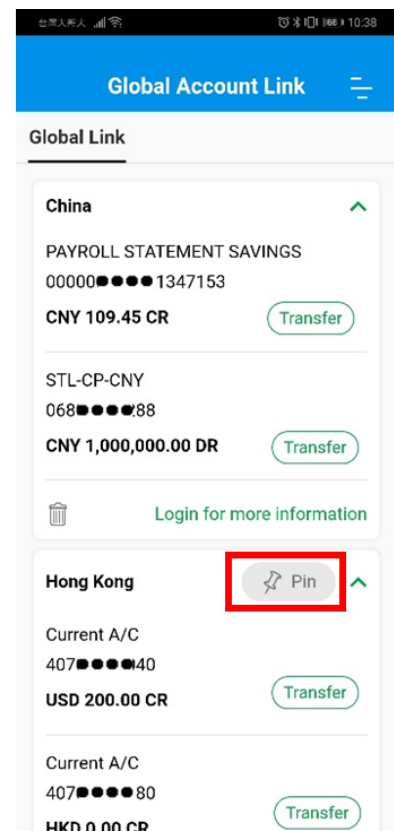
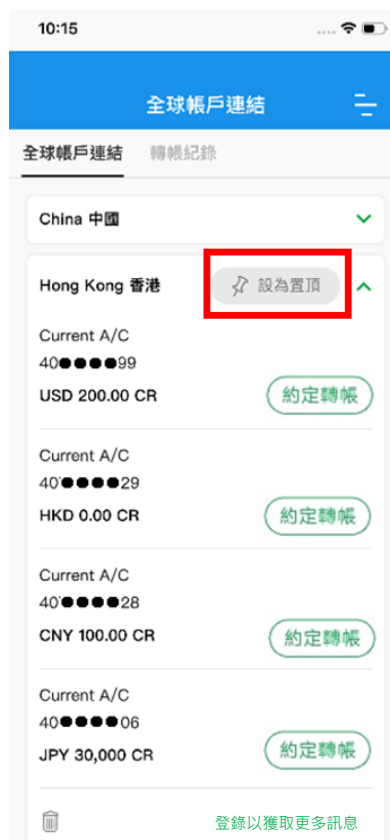
Step 3. Account Deleted. You can select "Add Account" to reconnect Global Link account.



1.4 排序帳戶 Order account

若您連結多個國家，您可以點選“設為置頂”按鈕來排序帳號

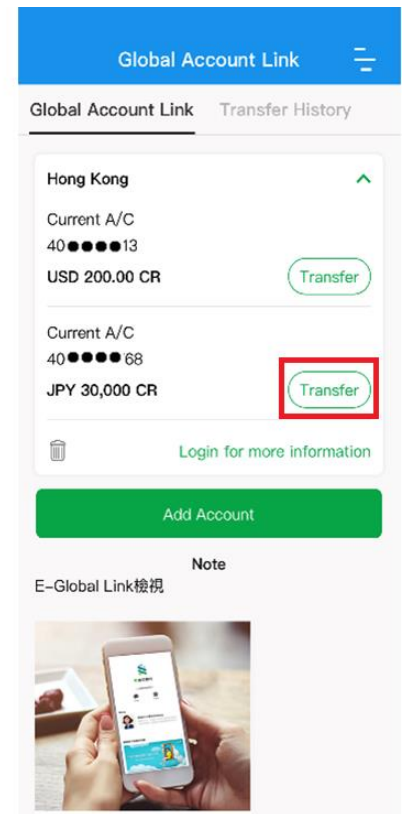
You can select "Pin" button to order your account



2.1 全球轉帳 Global Account Transfer

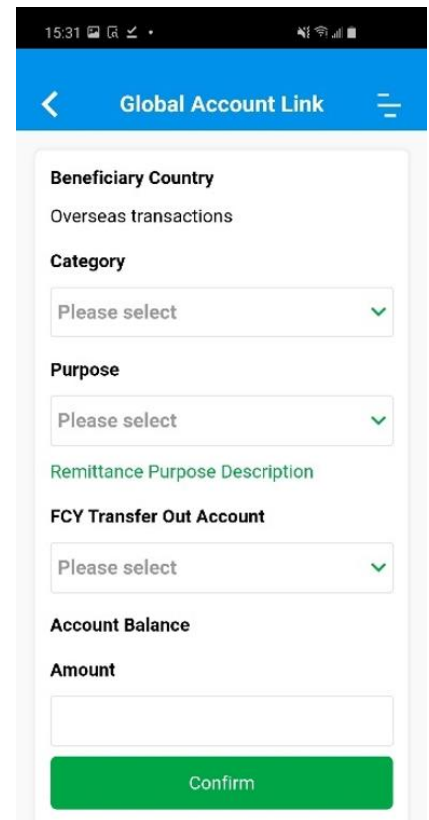
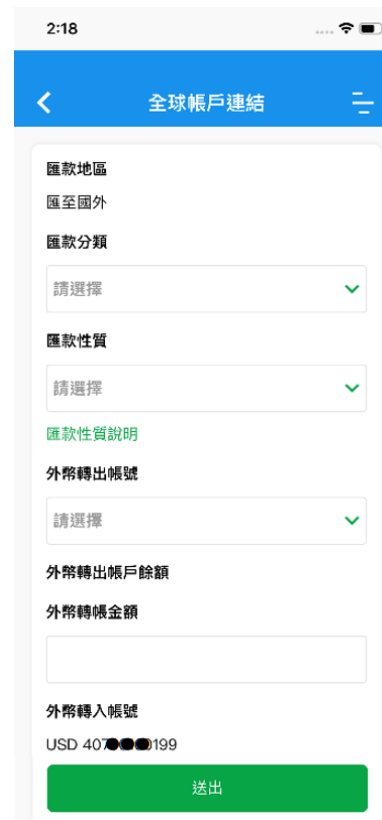
步驟 1. 於全球帳戶清單中，選擇「約定轉帳」或是「非約定轉帳」按鈕進行轉帳。

Step 1. You can select "Transfer" button in your account list.



步驟 2. 依照表格填入相關轉帳資訊，點選「送出」，需注意進行非約定轉帳時收款人名稱要與留存在本行的英文名相同。

Step 2. Fill in the relevant transfer information and click "Confirm". Please note that the Beneficiary name is the same as the English name that you registered in the bank when making a non-designated transfer.



步驟 3. 點選「確認匯款」繼續下一步或是點選「取消」返回修改轉帳資訊。

Step 3. Click "Confirm" to continue to the next step or click "Cancel" to return to modify the transfer information.

2:44

全球帳戶連結

匯款地區 匯至國外

匯款分類 服務支出-運輸支出

匯款性質 111 海運貨運費支出

外幣轉出帳號 0720●●●●7633

外幣轉出帳戶餘額 JPY 9,002,681

外幣轉帳金額 JPY 72,722

外幣轉入帳號 40●●●●B06

轉入銀行代碼 (SWIFT CODE) SCBLHKHH

轉入銀行名稱/地址 STANDARD CHARTERED BANK (HONG KONG) LTD. / 4-4A DES VOEUX ROAD CENTRAL, CENTRAL AND WESTERN DISTRICT, STANDARD CHARTERED BANK BUILDING

確認匯款

取消

16:16

Global Account Link

Beneficiary Country
Overseas transactions

Category
Service expenditures- Transportation expenditures

Purpose
111 Cargo shipping expenditures

FCY Transfer Out Account
1220●●●●4370

Account Balance
USD 9,000,000.00

Amount
USD 3,366.00

Confirm

Cancel

步驟 4. 輸入 SMS OTP 驗證身分(非約定轉帳)

Step 4. Enter the SMS OTP(for non-designated transfer).

選擇銀行國別 HK

受款人身別 民間

受款人國別 臺灣-中華民國

手續費台幣扣款帳號 1022●●●●6828

手續費 TWD 0.00

含郵電費。如您設定預約交易，手續費以預約交易為準。

我們將寄發簡訊給您，請您在100秒內輸入6位數簡訊密碼
輸入前請先確認網頁識別碼 8801

輸入簡訊密碼

若您沒有收到簡訊，請點我重新寄送 (99)

繼續

取消交易

取消

說明事項

1.「交易匯率」依照本行目前即期匯率為準。2.因匯率隨時可能變動，為免影響您的權益，請儘速完成交易。實際承作匯率仍以成交當時匯率為準。

16:17

Description
NA

Details
NA

Describe Purpose

An OTP (one-time password) has been sent to your designated Mobile Number.
Check the webpage identifier number before you enter OTP 6979

Enter OTP

Resend OTP (98)

Next

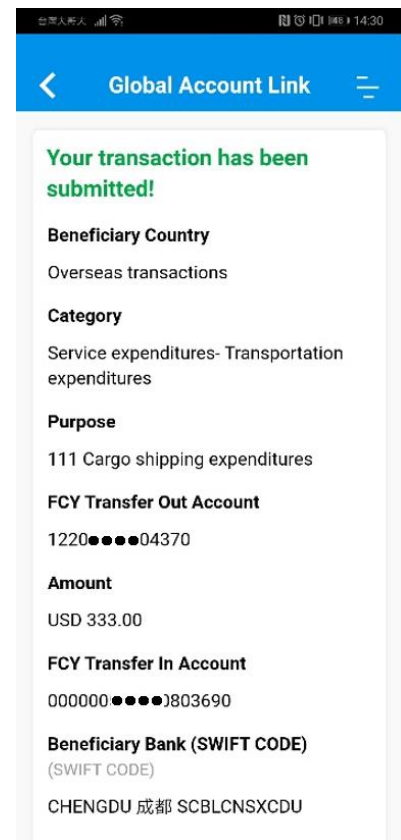
Cancel

Note

1.The "Exchange Rate" shall be subject to the spot exchange rate. 2.Due to constant fluctuations in exchange rates, please

步驟 5. 顯示轉帳結果

Step 5. Display transfer result.



2.2 全球轉帳紀錄 Global Account Transfer History

點選“轉帳紀錄”，系統將主動查出近3個月透過 Global Link 轉帳的紀錄。點選「再次轉帳」可以再轉帳一次到同一帳號。

Click "Transfer History". You can inquiry transfers records through Global Link in the past 3 months. Click "Transfer Again" can transfer to same account again.

