



standard
chartered

Straight2Bank

Report User Guide

(Including Korea Specific Reports)



Contents

- 1. Introduction 3
- 2. Basic Information & How to generate the report 3
 - 1) Basic Information 3
 - 2) How to Generate the Report: Export eStatement(Ad-hoc)..... 3
 - 3) How to Generate Regular Report: eStatement with Schedule Function 5
- 3. Korea Specific Reports..... 7
 - 1) Basic Information 7
 - 1) Example 1: MT103 Confirmation Report 8
 - 2) Example 2: With Holding Receipt Issuance..... 11



1. Introduction

This is Report User Guide which contains Korea Specific Reports in Straight2Bank (S2B). With this user guide, client is able to generate the reports and find the country specific reports from S2B. Client needs to have proper access for report functionalities and access right for Korea accounts to see Korea Specific Reports in S2B.

2. Basic Information & How to generate the report

1) Basic Information

As S2B is available in many different locations, various types of reports are supported. Here's the Report Information which is commonly used in S2B Web cross countries including Korea clients. Please be informed that the applicable reports may not be the same depending on the user access and account location.

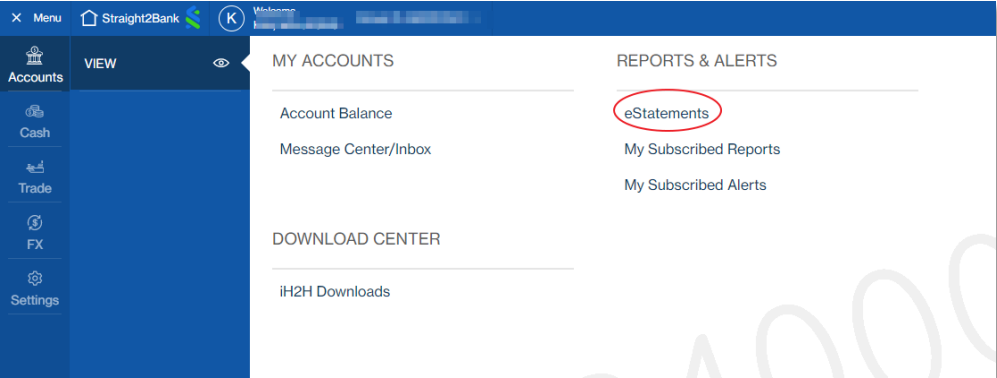
[Commonly Used Reports]

No	Report Category	Report Name	Description	Report Format
1	PAYABLES	Deleted Transaction	List of all payment transactions that are deleted in a date range.	CSV, XLS, XLSX, PDF
2		Batch Details Report		CSV, XLS, XLSX, PDF
3		Processed Payments Items	List of all payment transactions that are completed in a date range.	CSV, XLS, XLSX, PDF
4		RFQ Deals Report	List of all FX deals available in a particular date range.	CSV, PDF
5	WORKING CAPITAL	Account Balance	Reporting providing account balance details for a particular date or date range.	CSV, XLS, XLSX, PDF
6		Operating Account Statement	Report giving a summary of transactions in a statement format for an operating account in a date range.	CSV, XLS, XLSX, PDF
7		Industry Standard Report	MT940	TXT
8		eStatement - Account Statement	Report to show account statement report for prior day account balances in PDF e statement format.	CSV, XLS, XLSX, PDF

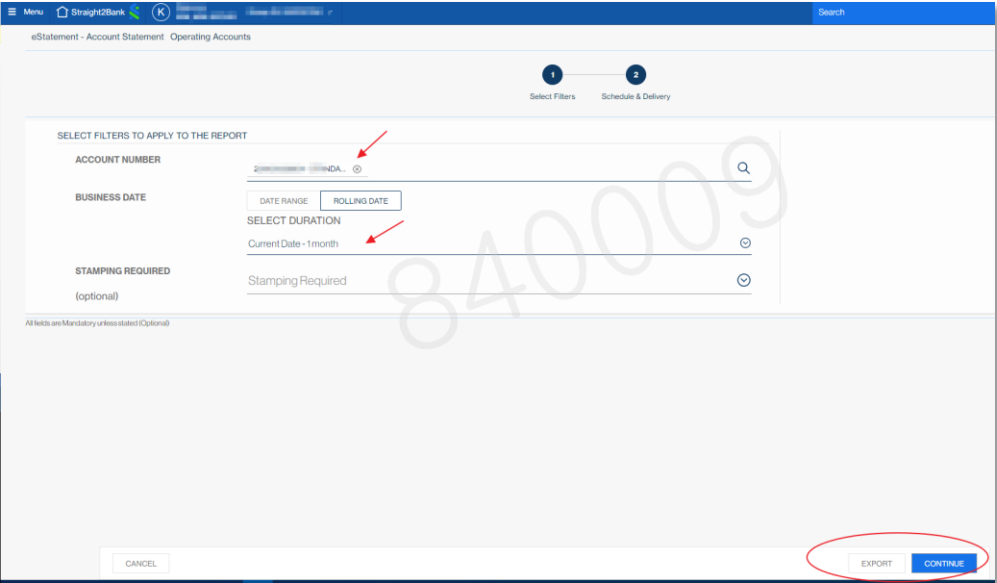
2) How to Generate the Report: Export eStatement(Ad-hoc)

Here's an example how to generate/download eStatement in S2B with Export action(Adhoc).

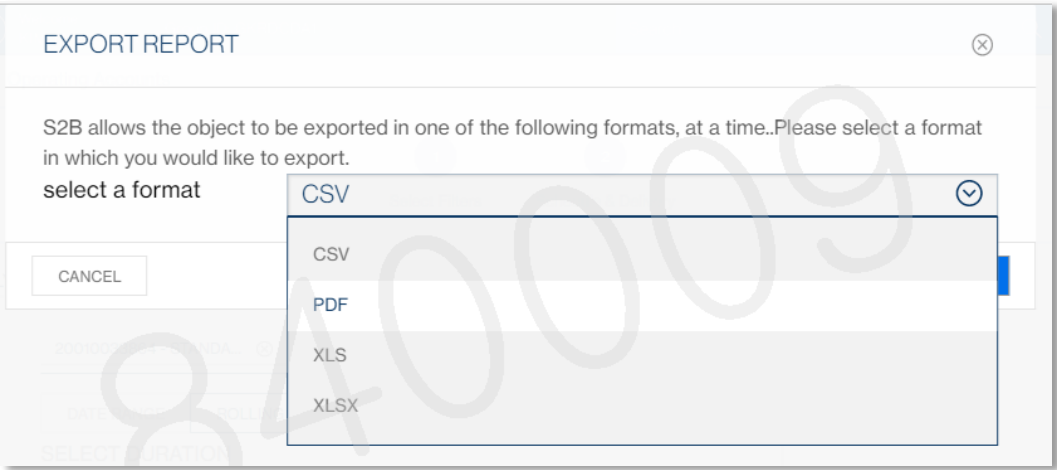
- Please go to Reports & Alert -> eStatement



- Please select account number(s) and duration of the report.



- If you click the "EXPORT" button, you will be able to select a format as below.



- After click "Export" button, you will be able to see the generated report.



EXPORT REPORT

S2B allows the object to be exported in one of the following formats, at a time..Please select a format in which you would like to export.

select a format

PDF

CANCEL

EXPORT

3) How to Generate Regular Report: eStatement with Schedule Function

Here's an example how to generate/download eStatement in S2B with schedule function. This example for monthly report generation for your account statement. With this example, monthly statement can be generated on the first day of the month and you can download it from Message Center.

- Please go to Reports & Alert -> eStatement

The screenshot shows the Straight2Bank mobile application interface. At the top, there's a blue header bar with a home icon, the text "Straight2Bank", and a user profile icon labeled "K". Below the header, a dark blue sidebar contains navigation options: "Accounts" (selected), "Cash", "Trade", "FX", and "Settings". The main area has three sections: "MY ACCOUNTS" with links for "Account Balance" and "Message Center/Inbox"; "REPORTS & ALERTS" with links for "eStatements" (circled in red), "My Subscribed Reports", and "My Subscribed Alerts"; and "DOWNLOAD CENTER" with a link for "ih2H Downloads".

Section	Item
MY ACCOUNTS	Account Balance
	Message Center/Inbox
REPORTS & ALERTS	eStatements
	My Subscribed Reports
	My Subscribed Alerts
DOWNLOAD CENTER	ih2H Downloads

- Please select account number(s) and duration of the report.

The screenshot displays the "eStatement - Account Statement Operating Accounts" interface. At the top, there's a navigation bar with "Menu", "Straight2Bank", and a search icon. Below this, the title "eStatement - Account Statement Operating Accounts" is visible. The main area has two steps: "Select Filters" (Step 1) and "Schedule & Delivery" (Step 2). Under "SELECT FILTERS TO APPLY TO THE REPORT", there are three sections:

- ACCOUNT NUMBER**: A dropdown menu currently shows "840009". A red arrow points to this field.
- BUSINESS DATE**: Includes a "DATE RANGE" section with a "ROLLING DATE" button selected.
- STAMPING REQUIRED (optional)**: A checkbox labeled "Stamping Required" which is checked.

A large watermark "840009" is overlaid diagonally across the center. At the bottom right, there are "EXPORT" and "CONTINUE" buttons. The "CONTINUE" button is circled in red.



- If you click “CONTINUE”, you will be able to set up scheduler for regular generation. In this example, please select MESSAGE CENTER for delivery option and PDF as a report type. For Monthly report generation, Frequency is set as Monthly and you may insert the Duration from current date as Start Date and End Date for the future

DELIVERY CHANNELS

SELECT DELIVERY OPTION

☐ EMAIL

☐ H2H

☒ MESSAGE CENTER

PDF

DELIVERY SCHEDULE

FREQUENCY: MONTHLY

DURATION

START DATE: 23/06/2023

END DATE: 24/06/2030

Fri, 23rd Jun 2023 Sat, 24th Aug 2030

- Day 1 can be set for Run Report on, check the Time Zone, and change the preferred time upon your preference. Now you can click SUBMIT button.

RUN REPORT ON

Day 1

SELECT A TIMEZONE

(GMT+09:00) - Seoul

PREFERRED TIME

09:00 AM

☐ Include Weekends & Holidays
(Holidays and weekends will be calculated as per the group level time zone)

REPORT NAME

REPORT NAME: eStatement - Account Statement

Enter report name (optional)

REPORT DESCRIPTION: Enter Report Description

100 200

USER PREFERENCE

CANCEL

BACK SUBMIT

Your subscribed report will be named eStatement. You may modify this file name for easy identification.

- You will see the scheduler is set as below. With this subscription, the eStatement will be generated and reflected in Message Center on a monthly basis. It can be exported with (Run) button as Ad-



hoc as well.

MY REPORTS			
45 Reports			
MY SUBSCRIBED REPORTS (6)			
REPORT NAME	REPORT CATEGORY	SCHEDULE STATUS	REPORT TYPE
eStatement - Account Statement	Working Capital Operating Accounts	-	Standard

3. Korea Specific Reports

1) Basic Information

Straight2Bank allows you to generate Country Specific reports for Korea clients. Below is applicable report information for Country Specific Reports in Korea.

[Korea Specific Reports]

No	Report Category	Report Name	Description	Report Format	Delivery Channel
1	PAYABLES	Bill Payments Report - Korea	List of all bill payments that are completed in a date range	CSV, PDF	Export
2		MT103 Confirmation Report – Korea	Report to deliver MT103 copies used for TT payments	PDF	Message Center
3	WORKING CAPITAL	Fee Report Daily – Korea	Report providing the details of fees charged in a date range on a daily basis	CSV	Message Center
4		MMDA Interest Inquiry	Report providing the details of interest accrued daily on an MMDA	CSV, PDF	Message Center
5		Passbook Title Page Report	Report containing the title page of a passbook account	PDF	Message Center
6		Fee Report Monthly – Korea	Report providing the details of fees charged in a date range on a monthly basis	PDF	Message Center
7		Historical Statement Report	Report showing all the transactions, including credits and debits, of an account occurring within a period of up to 10 years	CSV, PDF	Message Center
8		Withholding Tax Receipt Issuance	Report containing the receipt for withholding tax levied on interest earned on saving deposits	PDF	Message Center



9	Virtual Account Passbook Title Page Report-Korea	Reports containing the title page of a Virtual Account Passbook	PDF	Message Center
---	---	--	-----	-------------------

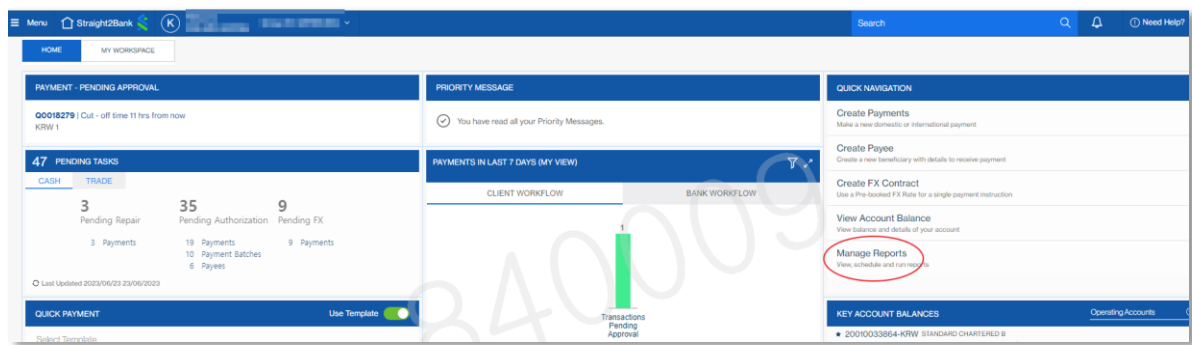
Depending to the Report name & type, supported format & retention period may be different. It may not be the same for the user(s) based on the user access and/or account condition as well.

Except Bill Payments Reports under PAYABLES, please be noted that all types of reports will be sent to Message Center right after the report generation. User will find the generated reports from Message Center.

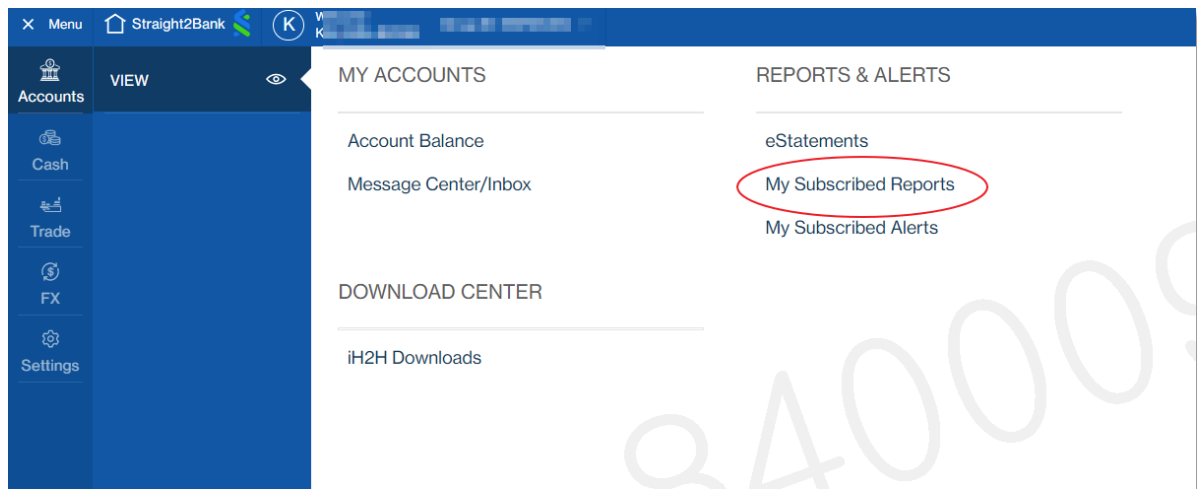
Here are examples how to generate the reports.

1) Example 1: MT103 Confirmation Report

- Please click Manage Reports



- Or, please go to Reports & Alert -> My Subscribe Reports



- Please click “PAYABLES”



Menu

Straight2Bank

K

Search

MY REPORTS

44 Reports

MY SUBSCRIBED REPORTS (5)

PRE DEFINED REPORTS (0)

POPULAR REPORTS (6)

PAYABLES (13)

RECEIVABLES (3)

WORKING CAPITAL (17)

- Please find MT103 Confirmation Report – Korea under PAYABLES and click “download” icon.

Batch Details Report	Payables Payment transactions	-	Editable		
H2H Re-Authorisation Report H2H Re-Authorisation Report	Payables Payment transactions	-	Standard		
Consolidated Statement Buyer This report provide the information at buyer level before maturity date	Payables Payment transactions	-	Standard		
Outstanding Payment Items List of all payment transactions that are still not in complete status in a date range.	Payables Payment transactions	-	Editable		
MT103 Confirmation Report - Korea Report to deliver MT103 copies used for TT payments	Payables Payment transactions	-	Standard		
Consolidated Payment Items Details of all payment transactions initiated in a date range.	Payables Payment transactions	-	Editable		

- Please select the Debit Account Number, Payment Date as mandatory value and you will be able to click the “FETCH REFERENCE NUMBERS”. If you click it, you will be able to find the reference number to generate the MT103 confirmation. (Attention! After clicked “FETCH REFERENCE NUMBERS”, you need to click the arrow under TT REFERENCE NUMBER, then you will be able to see the actual transaction)



Menu Straight2Bank K MT103 Confirmation Report - Korea Payment transactions Search

1 Select Filters

SELECT FILTERS TO APPLY TO THE REPORT

DEBIT ACCOUNT NUMBER [Redacted] ✓

BENEFICIARY ACCOUNT NUMBER Beneficiary Account Number ✓

(optional)

AMOUNT 0 to 10000000 ✓
(Min) (Max)

PAYMENT DATE DATE RANGE ROLLING DATE

SELECT DURATION
Current Date - 2 months ✓

FETCH TT REFERENCE NUMBERS

Keep your desired TT Reference Number handy to proceed with the report generation.

- Once submitted, user will be able to find the MT103 confirmation from Message Center accordingly.

FETCH TT REFERENCE NUMBERS

Keep your desired TT Reference Number handy to proceed with the report generation.

TT REFERENCE NUMBER FTC200013000023F ✓

PAYMENT CURRENCY USD

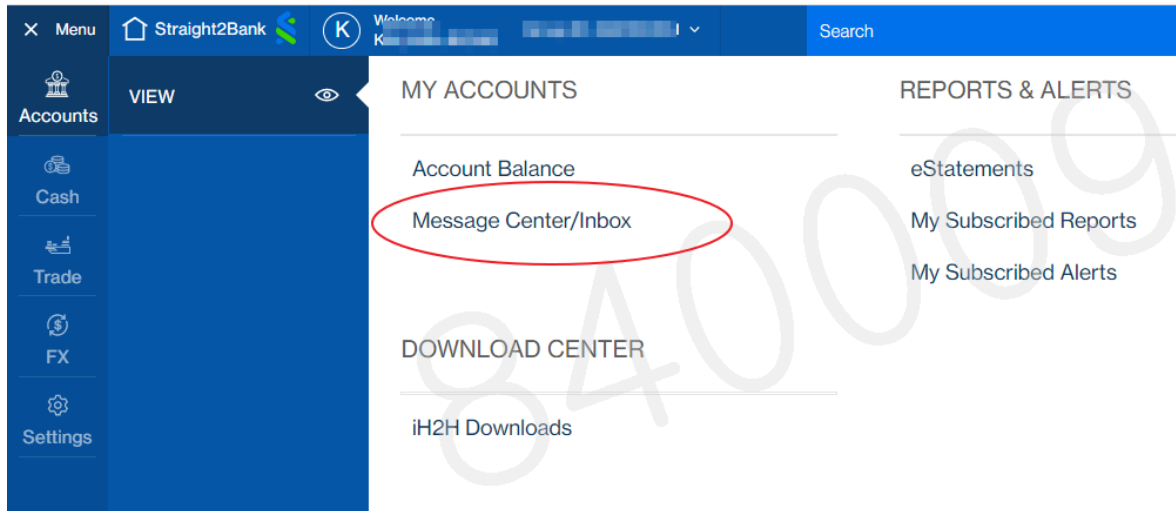
PAYMENT AMOUNT 0

PAYMENT DATE 2023/05/22

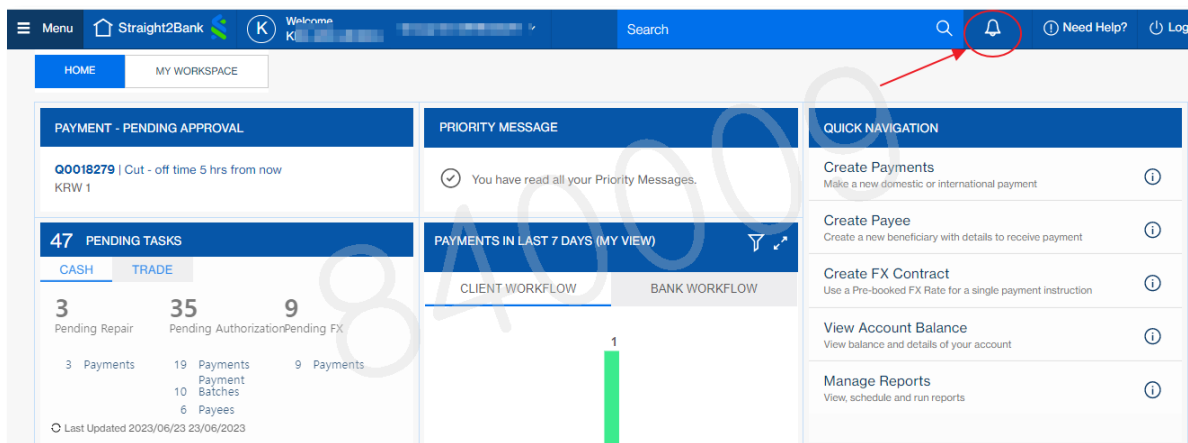
All fields are Mandatory unless stated (Optional)

CANCEL SUBMIT

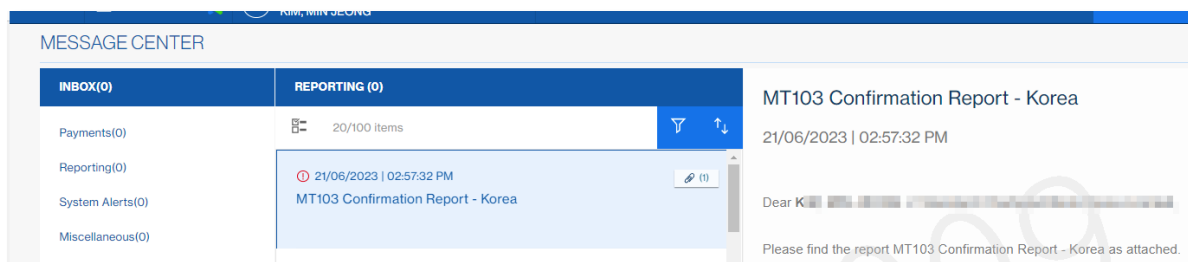
- In Message Center, user will see the generated report below.
- Please go to Account -> View-> Message Center/Inbox under My Account



- Or, you can click the below icon on the top.

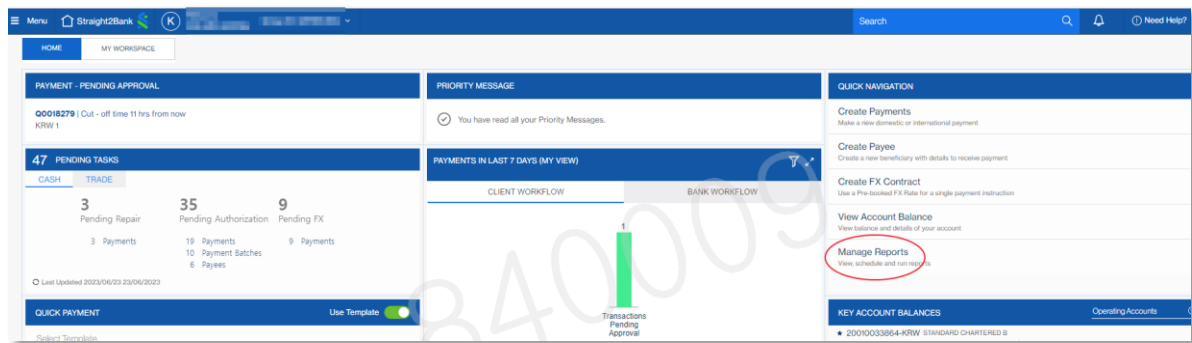


- In Message Center, you can see the generated report as below.

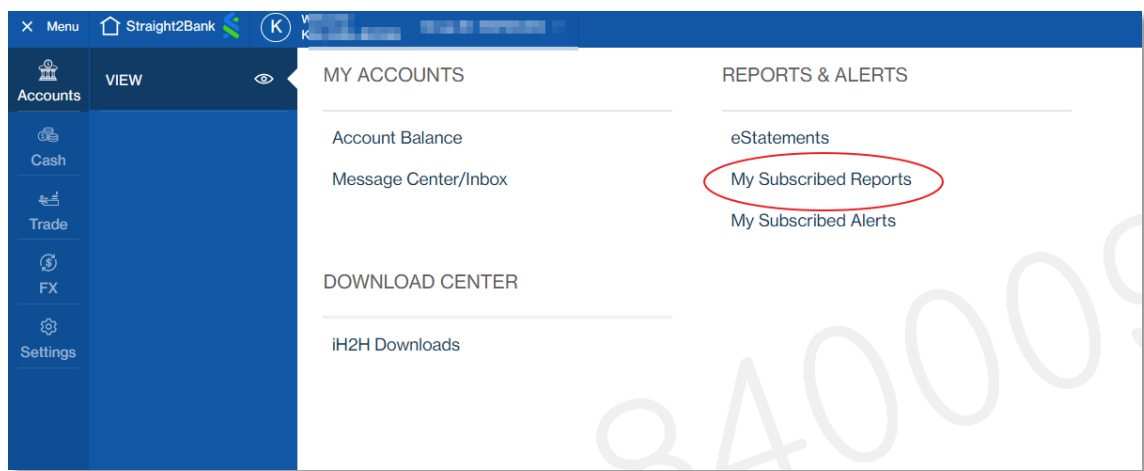


2) Example 2: With Holding Receipt Issuance

- Please click Manage Reports



- Or, please go to Reports & Alert -> My Subscribe Reports



- Please click “WORKING CAPITAL”



- Please find the Withholding Tax Receipt Issuance and click “Download” button.



- Please select Account number and Date Rate. After Submission, you will be able to find the Withholding Tax Receipt Issuance in Message Center.



Menu

Straight2Bank

K

Messages

Help

Feedback

Search

Withholding Tax Receipt Issuance

Operating Accounts

Select Filters

SELECT FILTERS TO APPLY TO THE REPORT

ACCOUNT NUMBER

XXXXXXXXXXXXXXXXXXXXXXXXXXXXXXXX

BRN

1028121643

AS AT DATE

DATE RANGE

FROM

TO

01/01/2023

→

23/04/2023

INQUIRY TYPE

Financial Issuance Inquiry

SELECT A FORMAT

PDF

All fields are Mandatory unless stated (Optional)

CANCEL

SUBMIT