




standard  
chartered

InvesTips

# Gold market dynamics

Revisiting the safe haven

April 2026



WS Global CIO Office

## Gold's relevance in modern portfolios extends beyond its historical status as a store of value.

In an environment marked by recurring geopolitical frictions, macroeconomic fragmentation and shifting policy regimes, gold has demonstrated an enduring capacity to act as a long term portfolio stabiliser, lending resilience when other assets face synchronised drawdowns. This time-tested attribute continues to underpin its relevance in diversified investment strategies.

In this report, we explore gold's role as a hedge against market volatility and economic instability. We also synthesise insights from historical analyses and review gold's performance across market cycles. Furthermore, we discuss the various methods to include gold in a portfolio.

### Overview of gold

The World Gold Council (WGC) estimated that the stock of gold above ground was approximately 220,000 tonnes as of 2025. Based on March-end 2026 gold prices, the stock's value stood at around USD 33trn, nearly 53% higher than a year ago, illustrative of the sharp rise in gold prices recently.

From an end-user perspective, gold remains a cornerstone in making jewellery and ornaments and showcasing wealth, which continue to be key demand drivers for this asset class. Historically, gold has been viewed as a currency, largely due to its role as a store of value. Gold is also increasingly incorporated in electrical equipment for longevity and improved performance. Importantly, however, gold has found its way into investment portfolios given its perceived quality of being an inflation hedge over long periods and its low correlation with equity and bonds.



### Gold

- Known for stability, reliability
- Acts as an inflation hedge
- Holds low correlation with stocks and bonds (long term)
- Seen as a safe haven during a crisis

Source: Standard Chartered

**Steve Brice**  
Global Chief Investment Officer

**Manpreet Gill**  
Chief Investment Officer, Africa, Middle East & Europe (AMEE)

# Why consider gold?

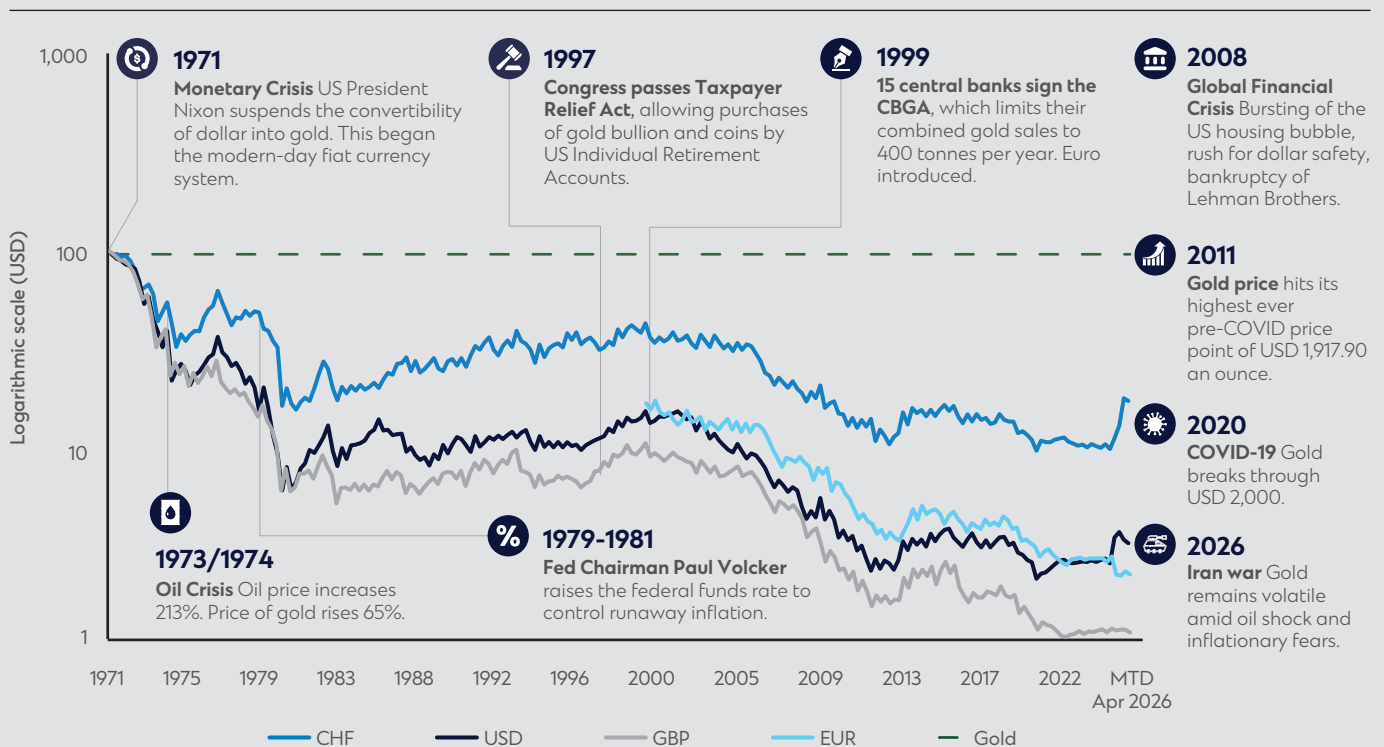
In this section, we examine how good gold is as an inflation hedge and a portfolio diversifier, and whether it deserves its safe haven status.

## Inflation hedge

WGC data suggest that, over long periods (40+ years), gold can be a good inflation hedge. During inflationary periods, the purchasing power of fiat currency declines, but gold tends to hold, or grow, in value. Gold's naturally limited supply is an additional support. The inverse relationship between gold and major fiat currencies has held since the 1970s.

Fig. 1

Major fiat currencies vs gold



Source: Standard Chartered

One of the most inflationary periods in recent history was between 1973 and 1979, when average annual inflation in the US was around 8.2%. This was, of course, led by a jump in oil prices. During this period, gold gained almost 35% annually, an outcome supporting its status as a hedge against inflation. A recent study by WGC, analysing data from 1971 to 2020, found that gold delivered an annual growth rate of 8% to 10%, significantly outpacing CPI inflation of approximately 3.9%. Gold's value as a financial asset ties it more closely to economic growth and monetary expansion than to CPI alone, reinforcing its role as a long-term inflation hedge with positive real returns.

Note that while gold's performance was strong when inflation was high, some of this performance subsequently reversed once inflation was tamed via sharply higher interest rates as a result of tightening Fed policy. Once interest rates were raised sharply to bring inflation under control, gold failed as an effective hedge against inflation. For instance, between 1975 and 1985, a period of tightening US monetary policy stance, gold experienced five instances of negative annualised returns, with the largest such decline exceeding 30% in USD terms in 1981.

A more recent inflationary period was in 2021-22, when prices shot up as a result of COVID-led supply chain disruption, a jump in government spending and relatively low interest rates. US inflation hit a high of over 9% in June 2022. Gold hit a cyclical high of around USD 2,050 in March 2022, supporting the view that it acts as a hedge against inflation. However, the reverse also held – gold subsequently fell over 20% and did not bottom until October 2022. This fall in gold prices coincided with the Fed's aggressive interest rate hiking cycles. Higher bond yields (especially net of inflation) and a stronger USD are two factors that worked against gold – both in this instance and over longer periods of time. What this shows is that while gold remains an attractive hedge against rising inflation, tightening Fed policy aimed at taming inflation can hurt gold prices.

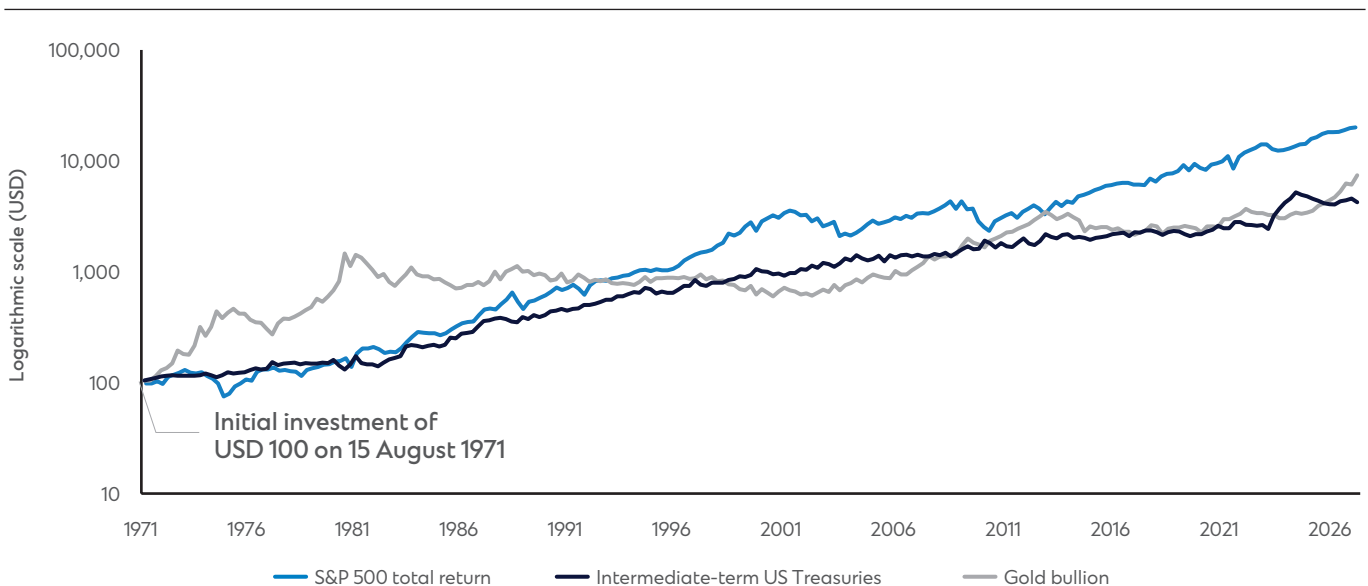
A similar paradox emerged in early 2026 during the Iran war, when gold hit an all time high of USD 5,589 in January 2026, before crashing nearly 25% by March 2026 to approximately USD 4,130, and finally rebounding to its long term uptrend. Despite geopolitical tensions that had driven safe-haven demand, oil shock, inflation fears and expectations of higher rates pressured gold downward.

The aforesaid instances of gold's rise and subsequent fall indicate that gold may not be the 'perfect' safe haven at all times and that it too can succumb to the vagaries of economic and market cycles. However, over the past 50 years, the average annual rate of return from gold has been approximately 8%. Such a performance suggests that while gold can face temporary headwinds, it can potentially provide inflation-beating returns in the long term.

### Portfolio diversification

Over the past 50+ years, gold has shared a low correlation with equities. Meanwhile, gold's correlation with US government bonds is generally negative during periods of high inflation, as bond prices tend to fall but gold prices rise during such periods. During crises, however, markets instead view both gold and US government bonds as safe haven assets, resulting in a slightly positive correlation between them. Gold's overall correlation with bonds in the long term, however, is low.

Fig. 2  
Gold, bonds and equities



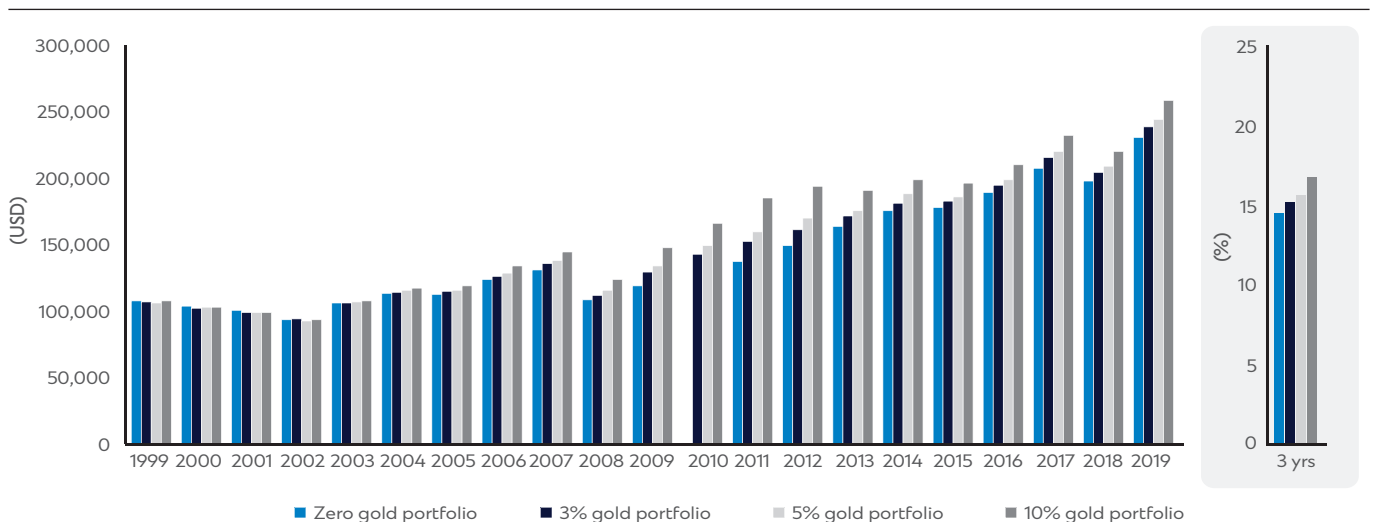
Source: TopForeignStocks.com, Standard Chartered



GoldSilver, a global bullion dealer, found that a traditional 60:40 portfolio of equity and bonds consistently underperformed portfolios that also had an allocation to gold over a 20-year period (1999-2019). This illustrates how gold can be an effective diversifier in an investment portfolio.

Separately, a portfolio with the highest gold allocation (10%) was the only one that raised the value of model portfolios from USD 100,000 to USD 250,000 over 20 years. A closer look at equity bear markets reveals that the portfolios with gold exposure, especially those with the higher exposures, had smaller drawdowns. This experiment highlights that holding gold as part of a portfolio across a range of market environments can optimise returns and mitigate risk. To deepen insights, this study was extended to assess gold's impact on pure equity portfolio returns (S&P 500). Over the three-year period ending 31 March 2026, even a modest 5% allocation to gold may have increased annual returns by nearly 1%. A 10% allocation could have added around 2% to returns. These results underscore gold's potential to elevate portfolio performance.

Fig. 3  
Portfolio performance with and without gold



Source: GoldSilver, Standard Chartered; **RHS chart** - Investing.com (data for 31 March 2023 to 31 March 2026)

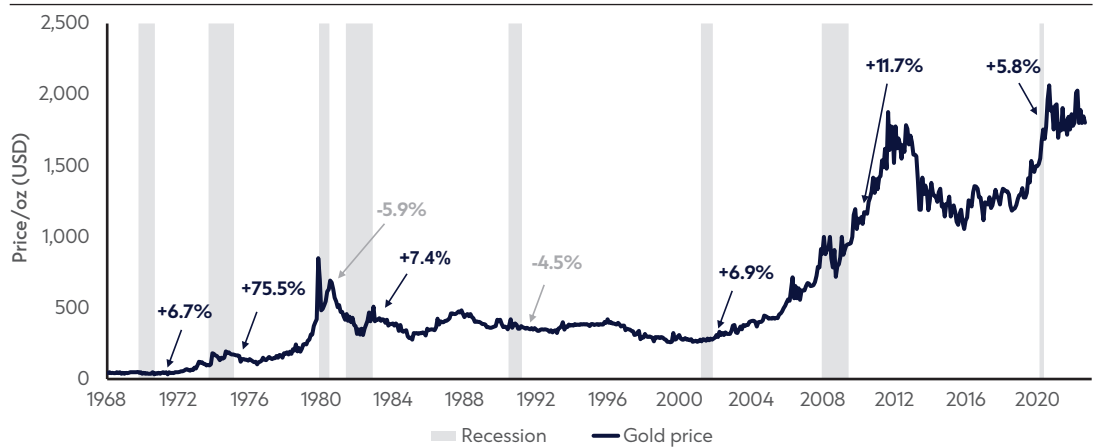
## Safe haven in uncertain times

### Gold during recession

About eight US recessions have been documented since 1973. In six of these, gold outperformed equities (S&P 500) by 37% on average. The exceptions were the 1981 and 1990 economic slowdowns. A deeper analysis of the 1981 crisis reveals that during this period, interest rates were aggressively hiked to combat the rising inflation. This made interest-bearing investments more attractive compared to gold. In contrast, the 1990 crisis occurred when most major central banks were net sellers of gold.

Fig. 4

### Gold during recession



Source: Forbes, CME Group, Standard Chartered

### Gold during stagflation

Stagflation is used to describe economic environments when growth stalls and the economy continues to suffer from high inflation. In the past, the US experienced stagflation in mid-to-late 1970s as high oil prices fuelled inflation and stalled economic growth. Typically, during periods of slowing growth, monetary stimulus and fiscal intervention can bring down borrowing costs and help businesses resume economic activities, eventually translating to sustained growth and lower unemployment. However, during stagflation, policy stimulus is constrained because it can risk worsening inflation.

Given this can result in very weak investor sentiment and low real (net-of-inflation) interest rates, investors tend to seek the safety of gold. During stagflation, any asset tied to the fiat currency or stock market faces stress. Investors seek safety, which is when gold emerges as a winner.

Fig. 5

### Gold during stagflation

	Average real (inflation-adjusted) YoY total return since 1973, %					
	US equities	US govt. bonds	US T-bills	Commodities	Gold	REITs
Goldilocks	16.1	4.3	0.8	0.4	-2.5	18.1
Disinflation	8.4	8.1	1.7	-5.6	1.3	3.5
Reflation	14.6	-2.0	0.0	21.0	-1.1	14.0
Stagflation	-1.5	0.6	0.4	15.0	22.1	6.5

Source: Standard Chartered, Datastream Refinitiv and Schroders, Scottsdale Bullion & Coin. Data to 30 September 2021. Notes: Growth is proxied using US Conference Board Leading Economic Index and inflation is US core CPI. **Goldilocks** = accelerating growth and falling inflation; **Disinflation** = decelerating growth and inflation; **Reflation** = accelerating growth and inflation; **Stagflation** = decelerating growth and inflation above 10-year average.

## Gold during crises

Gold can insulate a portfolio against extreme drawdowns. As can be seen in Figure 6, it outperformed the S&P 500 and other commodities in most past crisis events. Moreover, gold's low correlation with traditional assets such as stocks and bonds can be used to reduce overall portfolio volatility. This reduced dispersion has a stabilising effect during market drawdowns. Gold also does not carry credit risk, which makes it a confidence-inspiring portfolio constituent during periods of economic uncertainty when credit-related losses are higher than usual. In addition, gold is a highly liquid asset and does not have restrictions on withdrawals. These arguments help support gold's safe haven status.

Fig. 6

### Gold during crisis

Crisis event	S&P 500	Gold (USD)	Commodities (USD)
Black Monday	-31.6	9.1	0.0
LTCM Crisis	-18.0	2.8	-2.8
Dot-com bubble	-23.1	-6.7	15.1
September 11 Terrorist attacks	-8.0	5.2	1.8
2002 recession	-31.7	7.8	1.7
Global Financial Crisis	-47.8	47.5	-36.1
Sovereign debt crisis v1	-11.1	6.4	-10.4
Sovereign debt crisis v2	-9.0	30.2	-2.1
2018 pullback	-19.6	6.6	-10.1
COVID market crash	-20.0	6.2	-23.5
Average return	-22.0	11.5	-6.6

Source: Standard Chartered, First Links, Morningstar

# Methods to invest in gold

Gold investment routes can be broadly segmented into physical and virtual approaches.

## Physical gold



- **Gold bullion** refers to gold bars that are traded on a commodity exchange. Typically, bars ranging from approximately 10 ounces to 400 ounces are traded. Fractional gold bars are not traded and, hence, the minimum capital required to invest in bullion is relatively high. Insurance and proper storage become essential costs when holding such physical assets.
- **Gold coins** start at 1 ounce or lower; there are also a range of collectible gold coins such as Canadian Maple leaf coins (99.9% purity) and South African Krugerrands (the modern world's first gold bullion coin). These coins do not always reflect prevalent gold prices and may be driven by very specific demand-supply dynamics.
- WGC data indicate that **gold jewellery** accounts for almost 50% of the gold mined worldwide. The markup on jewellery is determined based on multiple factors such as labour cost, material cost, overheads, inflation and demand-supply dynamics. Jewelry Mavericks, a jewellery business consultant, estimates the average markup on jewellery to be around 50-100%. Furthermore, gold jewellery may not always use a similar level of purity as bullion or coins.

VS

## Virtual gold



- **Gold funds** invest in gold assets that can include gold bullion, gold mining companies and gold ETFs. This approach is convenient, can be achieved with relatively small amounts of capital and aims to provide exposure to gold and its related diversification and inflation hedge characteristics. However, the performance may not always align with raw gold given costs associated with funds and the manner in which a particular fund chooses to take exposure. This approach offers better liquidity compared to physical gold.
- **Gold ETFs** usually hold physical gold bullion as their underlying asset. ETFs tend to track physical gold's price more intricately than funds both due to their lower costs and more focussed underlying holdings. They also offer better liquidity as they can be traded intra-day but therefore carry higher intra-day volatility risk.
- **Gold-related stocks** are an indirect way to gain exposure to gold. Usually these are stocks of companies that are engaged in the exploration and production of gold. These stocks are influenced by not only gold prices, but also the operational performance and idiosyncratic risks of such companies, as well as broader equity market risks. Compared with other virtual investing options, this method may be subject to additional risks such as regulatory changes and environmental concerns.
- **Gold futures and options** are financial derivatives that derive their value from raw gold. These tend to be high risk and are usually traded by investors with a deep understanding of derivatives markets.

# Conclusion

Investments in gold can be an attractive way to strengthen an investment portfolio's resilience and wealth preserving capabilities.

The low correlation of gold with traditional assets like equities and bonds means that it works well as a portfolio diversifier in addition to being a safe haven asset during periods of high volatility or economic uncertainty. History shows that the yellow metal has the potential to create and preserve wealth over the long haul.



## Disclosures

This document is confidential and may also be privileged. If you are not the intended recipient, please destroy all copies and notify the sender immediately. This document is being distributed for general information only and is subject to the relevant disclaimers available at our Standard Chartered website under Regulatory disclosures. It is not and does not constitute research material, independent research, an offer, recommendation or solicitation to enter into any transaction or adopt any hedging, trading or investment strategy, in relation to any securities or other financial instruments. This document is for general evaluation only. It does not take into account the specific investment objectives, financial situation or particular needs of any particular person or class of persons and it has not been prepared for any particular person or class of persons. You should not rely on any contents of this document in making any investment decisions. Before making any investment, you should carefully read the relevant offering documents and seek independent legal, tax and regulatory advice. In particular, we recommend you to seek advice regarding the suitability of the investment product, taking into account your specific investment objectives, financial situation or particular needs, before you make a commitment to purchase the investment product. Opinions, projections and estimates are solely those of SC at the date of this document and subject to change without notice. Past performance is not indicative of future results and no representation or warranty is made regarding future performance. The value of investments, and the income from them, can go down as well as up, and you may not recover the amount of your original investment. You are not certain to make a profit and may lose money. Any forecast contained herein as to likely future movements in rates or prices or likely future events or occurrences constitutes an opinion only and is not indicative of actual future movements in rates or prices or actual future events or occurrences (as the case may be). This document must not be forwarded or otherwise made available to any other person without the express written consent of the Standard Chartered Group (as defined below). Standard Chartered Bank is incorporated in England with limited liability by Royal Charter 1853 Reference Number ZC18. The Principal Office of the Company is situated in England at 1 Basinghall Avenue, London, EC2V 5DD. Standard Chartered Bank is authorised by the Prudential Regulation Authority and regulated by the Financial Conduct Authority and Prudential Regulation Authority. Standard Chartered PLC, the ultimate parent company of Standard Chartered Bank, together with its subsidiaries and affiliates (including each branch or representative office), form the Standard Chartered Group. Standard Chartered Private Bank is the private banking division of Standard Chartered. Private banking activities may be carried out internationally by different legal entities and affiliates within the Standard Chartered Group (each an "SC Group Entity") according to local regulatory requirements. Not all products and services are provided by all branches, subsidiaries and affiliates within the Standard Chartered Group. Some of the SC Group Entities only act as representatives of Standard Chartered Private Bank and may not be able to offer products and services or offer advice to clients.

Copyright © 2026, Accounting Research & Analytics, LLC d/b/a CFRA (and its affiliates, as applicable). Reproduction of content provided by CFRA in any form is prohibited except with the prior written permission of CFRA. CFRA content is not investment advice and a reference to or observation concerning a security or investment provided in the CFRA SERVICES is not a recommendation to buy, sell or hold such investment or security or make any other investment decisions. The CFRA content contains opinions of CFRA based upon publicly-available information that CFRA believes to be reliable and the opinions are subject to change without notice. This analysis has not been submitted to, nor received approval from, the United States Securities and Exchange Commission or any other regulatory body. While CFRA exercised due care in compiling this analysis, CFRA, ITS THIRD-PARTY SUPPLIERS, AND ALL RELATED ENTITIES SPECIFICALLY DISCLAIM ALL WARRANTIES, EXPRESS OR IMPLIED, INCLUDING, BUT NOT LIMITED TO, ANY WARRANTIES OF MERCHANTABILITY OR FITNESS FOR A PARTICULAR PURPOSE OR USE, to the full extent permitted by law, regarding the accuracy, completeness, or usefulness of this information and assumes no liability with respect to the consequences of relying on this information for investment or other purposes. No content provided by CFRA (including ratings, credit-related analyses and data, valuations, model, software or other application or output therefrom) or any part thereof may be modified, reverse engineered, reproduced or distributed in any form by any means, or stored in a database or retrieval system, without the prior written permission of CFRA, and such content shall not be used for any unlawful or unauthorized purposes. CFRA and any third-party providers, as well as their directors, officers, shareholders, employees or agents do not guarantee the accuracy, completeness, timeliness or availability of such content. In no event shall CFRA, its affiliates, or their third-party suppliers be liable for any direct, indirect, special, or consequential damages, costs, expenses, legal fees, or losses (including lost income or lost profit and opportunity costs) in connection with a subscriber's, subscriber's customer's, or other's use of CFRA's content.

## Market Abuse Regulation (MAR) Disclaimer

Banking activities may be carried out internationally by different branches, subsidiaries and affiliates within the Standard Chartered Group according to local regulatory requirements. Opinions may contain outright "buy", "sell", "hold" or other opinions. The time horizon of this opinion is dependent on prevailing market conditions and there is no planned frequency for updates to the opinion. This opinion is not independent of Standard Chartered Group's trading strategies or positions. Standard Chartered Group and/or its affiliates or its respective officers, directors, employee benefit programmes or employees, including persons involved in the preparation or issuance of this document may at any time, to the extent permitted by applicable law and/or regulation, be long or short any securities or financial instruments referred to in this document or have material interest in any such securities or related investments. Therefore, it is possible, and you should assume, that Standard Chartered Group has a material interest in one or more of the financial instruments mentioned

herein. Please refer to our Standard Chartered website under Regulatory disclosures for more detailed disclosures, including past opinions/ recommendations in the last 12 months and conflict of interests, as well as disclaimers. A covering strategist may have a financial interest in the debt or equity securities of this company/issuer. All covering strategists are licensed to provide investment recommendations under Monetary Authority of Singapore or Hong Kong Monetary Authority. This document must not be forwarded or otherwise made available to any other person without the express written consent of Standard Chartered Group.

### Sustainable Investments

Any ESG data used or referred to has been provided by Morningstar, Sustainalytics, MSCI or Bloomberg. Refer to 1) Morningstar website under Sustainable Investing, 2) Sustainalytics website under ESG Risk Ratings, 3) MSCI website under ESG Business Involvement Screening Research and 4) Bloomberg green, social & sustainability bonds guide for more information. The ESG data is as at the date of publication based on data provided, is for informational purpose only and is not warranted to be complete, timely, accurate or suitable for a particular purpose, and it may be subject to change. Sustainable Investments (SI): This refers to funds that have been classified as 'ESG Intentional Investments – Overall' by Morningstar. SI funds have explicitly stated in their prospectus and regulatory filings that they either incorporate ESG factors into the investment process or have a thematic focus on the environment, gender diversity, low carbon, renewable energy, water or community development. For equity, it refers to shares/stocks issued by companies with Sustainalytics ESG Risk Rating of Low/Negligible. For bonds, it refers to debt instruments issued by issuers with Sustainalytics ESG Risk Rating of Low/Negligible, and/or those being certified green, social, sustainable bonds by Bloomberg. For structured products, it refers to products that are issued by any issuer who has a Sustainable Finance framework that aligns with Standard Chartered's Green and Sustainable Product Framework, with underlying assets that are part of the Sustainable Investment universe or separately approved by Standard Chartered's Sustainable Finance Governance Committee. Sustainalytics ESG risk ratings shown are factual and are not an indicator that the product is classified or marketed as "green", "sustainable" or similar under any particular classification system or framework.

### Country/Market Specific Disclosures

**Bahrain:** This document is being distributed in Bahrain by Standard Chartered Bank, Bahrain Branch, having its address at P.O. 29, Manama, Kingdom of Bahrain, is a branch of Standard Chartered Bank and is licensed by the Central Bank of Bahrain as a conventional retail bank. **Botswana:** This document is being distributed in Botswana by, and is attributable to, Standard Chartered Bank Botswana Limited which is a financial institution licensed under the Section 6 of the Banking Act CAP 46:04 and is listed in the Botswana Stock Exchange. **Brunei Darussalam:** This document is being distributed in Brunei Darussalam by, and is attributable to, Standard Chartered Bank (Brunei Branch) | Registration Number RFC/61 and Standard Chartered Securities (B) Sdn Bhd | Registration Number RC20001003. Standard Chartered Bank is incorporated in England with limited liability by Royal Charter 1853 Reference Number ZC18. Standard Chartered Securities (B) Sdn Bhd is a limited liability company registered with the Registry of Companies with Registration Number RC20001003 and licensed by Brunei Darussalam Central Bank as a Capital Markets Service License Holder with License Number BDCB/R/CMU/S3-CL and it is authorised to conduct Islamic investment business through an Islamic window. **China Mainland:** This document is being distributed in China by, and is attributable to, Standard Chartered Bank (China) Limited which is mainly regulated by National Financial Regulatory Administration (NFRA), State Administration of Foreign Exchange (SAFE), and People's Bank of China (PBOC). **Hong Kong:** In Hong Kong, this document, except for any portion advising on or facilitating any decision on futures contracts trading, is distributed by Standard Chartered Bank (Hong Kong) Limited ("SCBHK"), a subsidiary of Standard Chartered PLC. SCBHK has its registered address at 32/F, Standard Chartered Bank Building, 4-4A Des Voeux Road Central, Hong Kong and is regulated by the Hong Kong Monetary Authority and registered with the Securities and Futures Commission ("SFC") to carry on Type 1 (dealing in securities), Type 4 (advising on securities), Type 6 (advising on corporate finance) and Type 9 (asset management) regulated activity under the Securities and Futures Ordinance (Cap. 571) ("SFO") (CE No. AJ1614). The contents of this document have not been reviewed by any regulatory authority in Hong Kong and you are advised to exercise caution in relation to any offer set out herein. If you are in doubt about any of the contents of this document, you should obtain independent professional advice. Any product named herein may not be offered or sold in Hong Kong by means of any document at any time other than to "professional investors" as defined in the SFO and any rules made under that ordinance. In addition, this document may not be issued or possessed for the purposes of issue, whether in Hong Kong or elsewhere, and any interests may not be disposed of, to any person unless such person is outside Hong Kong or is a "professional investor" as defined in the SFO and any rules made under that ordinance, or as otherwise may be permitted by that ordinance. In Hong Kong, Standard Chartered Private Bank is the private banking division of SCBHK, a subsidiary of Standard Chartered PLC. **Ghana:** Standard Chartered Bank Ghana Limited accepts no liability and will not be liable for any loss or damage arising directly or indirectly (including special, incidental or consequential loss or damage) from your use of these documents. Past performance is not indicative of future results and no representation or warranty is made regarding future performance. You should seek advice from a financial adviser on the suitability of an investment for you, taking into account these factors before making a commitment to invest in an investment. To unsubscribe from receiving further updates, please send an email to [feedback\\_ghana@sc.com](mailto:feedback_ghana@sc.com). Please do not reply to this email. Call our Priority Banking on 0302610750 for any questions or service queries. You are advised not to send any confidential and/or important information to Standard Chartered via e-mail, as Standard Chartered makes no representations or warranties

as to the security or accuracy of any information transmitted via e-mail. Standard Chartered shall not be responsible for any loss or damage suffered by you arising from your decision to use e-mail to communicate with the Bank. **India:** This document is being distributed in India by Standard Chartered in its capacity as a distributor of mutual funds and referrer of any other third party financial products. Standard Chartered does not offer any 'Investment Advice' as defined in the Securities and Exchange Board of India (Investment Advisers) Regulations, 2013 or otherwise. Services/products related securities business offered by Standard Chartered are not intended for any person, who is a resident of any jurisdiction, the laws of which imposes prohibition on soliciting the securities business in that jurisdiction without going through the registration requirements and/or prohibit the use of any information contained in this document. **Indonesia:** This document is being distributed in Indonesia by Standard Chartered Bank, Indonesia branch, which is a financial institution licensed and supervised by Otoritas Jasa Keuangan (Financial Service Authority) and Bank Indonesia. **Jersey:** In Jersey, Standard Chartered Private Bank is the Registered Business Name of the Jersey Branch of Standard Chartered Bank. The Jersey Branch of Standard Chartered Bank is regulated by the Jersey Financial Services Commission. Copies of the latest audited accounts of Standard Chartered Bank are available from its principal place of business in Jersey: PO Box 80, 15 Castle Street, St Helier, Jersey JE4 8PT. Standard Chartered Bank is incorporated in England with limited liability by Royal Charter in 1853 Reference Number ZC 18. The Principal Office of the Company is situated in England at 1 Basinghall Avenue, London, EC2V 5DD. Standard Chartered Bank is authorised by the Prudential Regulation Authority and regulated by the Financial Conduct Authority and Prudential Regulation Authority. The Jersey Branch of Standard Chartered Bank is also an authorised financial services provider under license number 44946 issued by the Financial Sector Conduct Authority of the Republic of South Africa. Jersey is not part of the United Kingdom and all business transacted with Standard Chartered Bank, Jersey Branch and other SC Group Entity outside of the United Kingdom, are not subject to some or any of the investor protection and compensation schemes available under United Kingdom law. **Kenya:** This document is being distributed in Kenya by and is attributable to Standard Chartered Bank Kenya Limited. Investment Products and Services are distributed by Standard Chartered Investment Services Limited, a wholly owned subsidiary of Standard Chartered Bank Kenya Limited that is licensed by the Capital Markets Authority in Kenya, as a Fund Manager. Standard Chartered Bank Kenya Limited is regulated by the Central Bank of Kenya. **Malaysia:** This document is being distributed in Malaysia by Standard Chartered Bank Malaysia Berhad ("SCBMB"). Recipients in Malaysia should contact SCBMB in relation to any matters arising from, or in connection with, this document. This document has not been reviewed by the Securities Commission Malaysia. The product lodgement, registration, submission or approval by the Securities Commission of Malaysia does not amount to nor indicate recommendation or endorsement of the product, service or promotional activity. Investment products are not deposits and are not obligations of, not guaranteed by, and not protected by SCBMB or any of the affiliates or subsidiaries, or by Perbadanan Insurans Deposit Malaysia, any government or insurance agency. Investment products are subject to investment risks, including the possible loss of the principal amount invested. SCBMB expressly disclaim any liability and responsibility for any loss arising directly or indirectly (including special, incidental or consequential loss or damage) arising from the financial losses of the Investment Products due to market condition. **Nigeria:** This document is being distributed in Nigeria by Standard Chartered Bank Nigeria Limited (SCB Nigeria), a bank duly licensed and regulated by the Central Bank of Nigeria. SCB Nigeria accepts no liability for any loss or damage arising directly or indirectly (including special, incidental or consequential loss or damage) from your use of these documents. You should seek advice from a financial adviser on the suitability of an investment for you, taking into account these factors before making a commitment to invest in an investment. To unsubscribe from receiving further updates, please send an email to [clientcare.ng@sc.com](mailto:clientcare.ng@sc.com) requesting to be removed from our mailing list. Please do not reply to this email. Call our Priority Banking on 02 012772514 for any questions or service queries. SCB Nigeria shall not be responsible for any loss or damage arising from your decision to send confidential and/or important information to Standard Chartered via e-mail. SCB Nigeria makes no representations or warranties as to the security or accuracy of any information transmitted via e-mail. **Pakistan:** This document is being distributed in Pakistan by, and attributable to Standard Chartered Bank (Pakistan) Limited having its registered office at PO Box 5556, I.I Chundrigar Road Karachi, which is a banking company registered with State Bank of Pakistan under Banking Companies Ordinance 1962 and is also having licensed issued by Securities & Exchange Commission of Pakistan for Security Advisors. Standard Chartered Bank (Pakistan) Limited acts as a distributor of mutual funds and referrer of other third-party financial products. **Singapore:** This document is being distributed in Singapore by, and is attributable to, Standard Chartered Bank (Singapore) Limited (Registration No. 201224747C/ GST Group Registration No. MR-8500053-0, "SCBSL"). Recipients in Singapore should contact SCBSL in relation to any matters arising from, or in connection with, this document. SCBSL is an indirect wholly owned subsidiary of Standard Chartered Bank and is licensed to conduct banking business in Singapore under the Singapore Banking Act, 1970. Standard Chartered Private Bank is the private banking division of SCBSL. IN RELATION TO ANY SECURITY OR SECURITIES-BASED DERIVATIVES CONTRACT REFERRED TO IN THIS DOCUMENT, THIS DOCUMENT, TOGETHER WITH THE ISSUER DOCUMENTATION, SHALL BE DEEMED AN INFORMATION MEMORANDUM (AS DEFINED IN SECTION 275 OF THE SECURITIES AND FUTURES ACT, 2001 ("SFA")). THIS DOCUMENT IS INTENDED FOR DISTRIBUTION TO ACCREDITED INVESTORS, AS DEFINED IN SECTION 4A(1)(a) OF THE SFA, OR ON THE BASIS THAT THE SECURITY OR SECURITIES-BASED DERIVATIVES CONTRACT MAY ONLY BE ACQUIRED AT A CONSIDERATION OF NOT LESS THAN S\$200,000 (OR ITS EQUIVALENT IN A FOREIGN CURRENCY) FOR EACH TRANSACTION. Further, in relation to any security or securities-based derivatives contract, neither this document nor the Issuer Documentation has been registered as a prospectus with the Monetary Authority of Singapore under the SFA. Accordingly, this document and any other document or material in connection with the offer or sale, or invitation for subscription or purchase, of the product may not be circulated or distributed,

nor may the product be offered or sold, or be made the subject of an invitation for subscription or purchase, whether directly or indirectly, to persons other than a relevant person pursuant to section 275(1) of the SFA, or any person pursuant to section 275(1A) of the SFA, and in accordance with the conditions specified in section 275 of the SFA, or pursuant to, and in accordance with the conditions of, any other applicable provision of the SFA. In relation to any collective investment schemes referred to in this document, this document is for general information purposes only and is not an offering document or prospectus (as defined in the SFA). This document is not, nor is it intended to be (i) an offer or solicitation of an offer to buy or sell any capital markets product; or (ii) an advertisement of an offer or intended offer of any capital markets product.

Deposit Insurance Scheme: Singapore dollar deposits of non-bank depositors are insured by the Singapore Deposit Insurance Corporation, for up to S\$100,000 in aggregate per depositor per Scheme member by law. Foreign currency deposits, dual currency investments, structured deposits and other investment products are not insured. This advertisement has not been reviewed by the Monetary Authority of Singapore.

**Taiwan:** SC Group Entity or Standard Chartered Bank (Taiwan) Limited (“SCB (Taiwan)”) may be involved in the financial instruments contained herein or other related financial instruments. The author of this document may have discussed the information contained herein with other employees or agents of SC or SCB (Taiwan). The author and the above-mentioned employees of SC or SCB (Taiwan) may have taken related actions in respect of the information involved (including communication with customers of SC or SCB (Taiwan) as to the information contained herein). The opinions contained in this document may change, or differ from the opinions of employees of SC or SCB (Taiwan). SC and SCB (Taiwan) will not provide any notice of any changes to or differences between the above-mentioned opinions. This document may cover companies with which SC or SCB (Taiwan) seeks to do business at times and issuers of financial instruments. Therefore, investors should understand that the information contained herein may serve as specific purposes as a result of conflict of interests of SC or SCB (Taiwan). SC, SCB (Taiwan), the employees (including those who have discussions with the author) or customers of SC or SCB (Taiwan) may have an interest in the products, related financial instruments or related derivative financial products contained herein; invest in those products at various prices and on different market conditions; have different or conflicting interests in those products. The potential impacts include market makers’ related activities, such as dealing, investment, acting as agents, or performing financial or consulting services in relation to any of the products referred to in this document.

**UAE:** DIFC – Standard Chartered Bank is incorporated in England with limited liability by Royal Charter 1853 Reference Number ZC18. The Principal Office of the Company is situated in England at 1 Basinghall Avenue, London, EC2V 5DD. Standard Chartered Bank is authorised by the Prudential Regulation Authority and regulated by the Financial Conduct Authority and Prudential Regulation Authority. Standard Chartered Bank, Dubai International Financial Centre having its offices at Dubai International Financial Centre, Building 1, Gate Precinct, P.O. Box 999, Dubai, UAE is a branch of Standard Chartered Bank and is regulated by the Dubai Financial Services Authority (“DFSA”). This document is intended for use only by Professional Clients and is not directed at Retail Clients as defined by the DFSA Rulebook. In the DIFC we are authorised to provide financial services only to clients who qualify as Professional Clients and Market Counterparties and not to Retail Clients. As a Professional Client you will not be given the higher retail client protection and compensation rights and if you use your right to be classified as a Retail Client we will be unable to provide financial services and products to you as we do not hold the required license to undertake such activities. For Islamic transactions, we are acting under the supervision of our Shariah Supervisory Committee. Relevant information on our Shariah Supervisory Committee is currently available on the Standard Chartered Bank website in the Islamic banking section. For residents of the UAE – Standard Chartered UAE (“SC UAE”) is licensed by the Central Bank of the U.A.E. SC UAE is licensed by Securities and Commodities Authority to practice Promotion Activity. SC UAE does not provide financial analysis or consultation services in or into the UAE within the meaning of UAE Securities and Commodities Authority Decision No. 48/r of 2008 concerning financial consultation and financial analysis.

**Uganda:** Our Investment products and services are distributed by Standard Chartered Bank Uganda Limited, which is licensed by the Capital Markets Authority as an investment adviser.

**United Kingdom:** In the UK, Standard Chartered Bank is authorised by the Prudential Regulation Authority and regulated by the Financial Conduct Authority and Prudential Regulation Authority. This communication has been approved by Standard Chartered Bank for the purposes of Section 21 (2) (b) of the United Kingdom’s Financial Services and Markets Act 2000 (“FSMA”) as amended in 2010 and 2012 only. Standard Chartered Bank (trading as Standard Chartered Private Bank) is also an authorised financial services provider (license number 45747) in terms of the South African Financial Advisory and Intermediary Services Act, 2002. The Materials have not been prepared in accordance with UK legal requirements designed to promote the independence of investment research, and that it is not subject to any prohibition on dealing ahead of the dissemination of investment research.

**Vietnam:** This document is being distributed in Vietnam by, and is attributable to, Standard Chartered Bank (Vietnam) Limited which is mainly regulated by State Bank of Vietnam (SBV). Recipients in Vietnam should contact Standard Chartered Bank (Vietnam) Limited for any queries regarding any content of this document.

**Zambia:** This document is distributed by Standard Chartered Bank Zambia Plc, a company incorporated in Zambia and registered as a commercial bank and licensed by the Bank of Zambia under the Banking and Financial Services Act Chapter 387 of the Laws of Zambia.